

THERMO FISHER SCIENTIFIC INC.

ISIN: **US8835561023** WKN: **883556102**

Overview

2024/04/26 22:00:01

Price
573.60 USDDifference  0.33% (1.87)

General attributes

ISIN	US8835561023
Symbol	TMO
Exchange	NYSE
Currency	USD
Sector	Other
Security type	Stock
Market cap (m)	203,447 EUR
Benchmark	S&P 500

Market data

Bid (Bid size)	573.60 USD (100)
Ask (Ask size)	585.00 USD (100)
Open	567.94 USD
High	575.00 USD
Low	566.95 USD
Close (prev. day)	571.73 USD
VWAP	573.007709 USD
Volume (pcs)	1,435,521
Trading volume	822,636,503.31
Number of trades	38,178
Last size	-

Futures and Options



Related Futures	-
Related Options	-

5y



Information about previous performance does not guarantee future performance.
Source: FactSet

Recent research

on instrument	on sector	on market	
Date		Headline	Download
2024/04/26		Global Equity Ratings	
2024/04/26		Aktienempfehlungen Global	
2024/04/03		Global Equity Ratings	
2024/04/03		Aktienempfehlungen Global	
2024/03/13		Global Equity Ratings	

Details

2024/04/26 22:00:01

Price

573.60 USD

Difference ▲ 0.33% (1.87)

General attributes

ISIN	US8835561023
Symbol	TMO
Exchange	NYSE
Currency	USD
Sector	Other
Security type	Stock
Market cap (m)	203,447 EUR
Benchmark	S&P 500

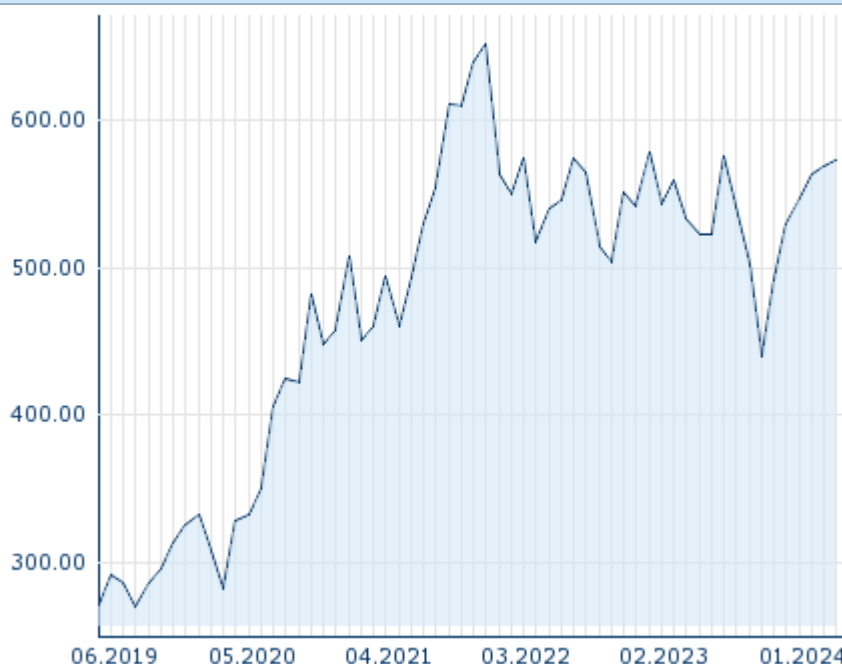
Market data

Bid (Bid size)	573.60 USD (100)
Ask (Ask size)	585.00 USD (100)
Open	567.94 USD
High	575.00 USD
Low	566.95 USD
Close (prev. day)	571.73 USD
VWAP	573.007709 USD
Volume (pcs)	1,435,521
Trading volume	822,636,503.31
Number of trades	38,178
Last size	-

Performance and Risk

	6m	1y	3y
Perf (%)	+29.93%	+6.66%	+32.12%
Perf (abs.)	+122.80	+33.30	+129.60
Beta	1.06	0.94	0.91
Volatility	20.45	20.48	25.12

5y



Information about previous performance does not guarantee future performance.
Source: FactSet

Price data

Ø price 5 days Ø volume 5 days (pcs.)	563.48 USD (1,804,886)
Ø price 30 days Ø volume 30 days (pcs.)	571.91 USD (1,375,563)
Ø price 100 days Ø volume 100 days (pcs.)	552.63 USD (1,584,821)
Ø price 250 days Ø volume 250 days (pcs.)	528.90 USD (1,628,862)
YTD High date	603.82 USD (2024/03/08)
YTD Low date	527.32 USD (2024/01/04)
52 Weeks High date	603.82 USD (2024/03/08)
52 Weeks Low date	415.60 USD (2023/10/25)

Arbitrage views

Exchange ⊕	Date	Time	Price	Trading volume (mio.)	Number of trades
Xetra	2024/04/26	17:35	536.40 EUR	0.03	7
Vienna Stock Exchange	2024/04/26	17:32	536.00 EUR	0.00	2
Tradegate	2024/04/26	22:02	536.00 EUR	0.28	95
Stuttgart	2024/04/26	20:51	536.40 EUR	0.01	7
NYSE	2024/	22:00	573.60 USD	822.64	38,178

	04/26					
Munich	2024/ 04/26	10:02	531.70	EUR	0.00	2
London Stock Exchange	2024/ 04/26	15:30	567.94	USD	0.01	5
Frankfurt	2024/ 04/26	15:19	534.00	EUR	0.01	4
Euronext Milan MTF Trading After Hours	2024/ 03/07	18:20	543.20	EUR	0.01	1
Euronext Milan MTF Global Equity Market	2024/ 04/26	17:44	536.80	EUR	0.00	1
Duesseldorf	2024/ 04/26	08:10	532.00	EUR	0.00	1
Berlin	2024/ 04/26	08:08	532.20	EUR	0.00	1

Company profile

Company Logo



Contact Details

THERMO FISHER SCIENTIFIC INC.

--

168 Third Avenue - 02451 Waltham

Telefon: +1-781-622-1000

Fax: +1-781-622-1207

E-mail: -

Company Profile

-

Members of Management Board

C. Harris Member of Board of Directors

Debora Spar Member of Board of Directors

Tyler Jacks Member of Board of Directors

Dion Weisler Member of Board of Directors

James Mullen Member of Board of Directors

Jennifer Johnson Member of Board of Directors

Lars Rebien Sørensen Member of Board of Directors

Nelson Chai Member of Board of Directors

R. Keith Member of Board of Directors

Ruby Chandy Member of Board of Directors

Scott Sperling Member of Board of Directors

Marc N. Casper Chairman of Managing Board

Alan Sachs Member of Executive Committee

Karen E. Nelson Member of Executive Committee

Lisa Britt Member of Executive Committee

Michel Lagarde Member of Executive Committee

Ryan Snyder Member of Executive Committee

Sandy Pound Member of Executive Committee

Stephen Williamson Member of Executive Committee