

SERVICENOW INC.

ISIN: US81762P1021

WKN: 81762P102

Overview

2024/07/16 15:39:59

Price
766.44 USDDifference  -0.18% (-1.41)

General attributes

ISIN	US81762P1021
Symbol	NOW
Exchange	NYSE
Currency	USD
Sector	IT-Technology
Security type	Stock
Market cap (m)	144,440 EUR
Benchmark	S&P 500

Market data

Bid (Bid size)	765.17 USD (400)
Ask (Ask size)	767.89 USD (400)
Open	767.85 USD
High	770.04 USD
Low	764.15 USD
Close (prev. day)	767.85 USD
VWAP	767.39256 USD
Volume (pcs)	42,023
Trading volume	32,241,841.98
Number of trades	1,305
Last size	100

Futures and Options





Related Futures	-
Related Options	-

5y



Information about previous performance does not guarantee future performance.
Source: FactSet

Recent research

on instrument	on sector	on market
Date	Headline	Download
2024/07/15	 Aktienempfehlungen Global	
2024/07/12	 Global Equity Ratings	
2024/06/21	 Global Equity Ratings	
2024/06/21	 Aktienempfehlungen Global	
2024/06/14	 Global Equity Ratings	

Details

2024/07/16 15:39:59

Price
766.44 USD

Difference ▼ -0.18% (-1.41)

General attributes

ISIN	US81762P1021
Symbol	NOW
Exchange	NYSE
Currency	USD
Sector	IT-Technology
Security type	Stock
Market cap (m)	144,440 EUR
Benchmark	S&P 500

Market data

Bid (Bid size)	765.17 USD (400)
Ask (Ask size)	767.89 USD (400)
Open	767.85 USD
High	770.04 USD
Low	764.15 USD
Close (prev. day)	767.85 USD
VWAP	767.39256 USD
Volume (pcs)	42,023
Trading volume	32,241,841.98
Number of trades	1,305
Last size	100

Performance and Risk

	6m	1y	3y
Perf (%)	+5.38%	+36.27%	+49.16%
Perf (abs.)	+36.00	+187.60	+232.30
Beta	1.83	1.63	1.66
Volatility	34.35	30.55	40.89



Information about previous performance does not guarantee future performance.
Source: FactSet

Price data

Ø price 5 days Ø volume 5 days (pcs.)	752.53 USD (1,407,161)
Ø price 30 days Ø volume 30 days (pcs.)	737.63 USD (1,455,745)
Ø price 100 days Ø volume 100 days (pcs.)	745.98 USD (1,305,757)
Ø price 250 days Ø volume 250 days (pcs.)	680.40 USD (1,221,075)
YTD High date	815.32 USD (2024/02/09)
YTD Low date	637.99 USD (2024/05/31)
52 Weeks High date	815.32 USD (2024/02/09)
52 Weeks Low date	527.24 USD (2023/10/25)

All listings for SERVICENOW INC.

Exchange	Date	Time	Price	Trading volume (mio.)	Number of trades
Xetra	2024/07/16	15:37	704.90 EUR	0.03	7
Vienna Stock Exchange	2024/07/16	15:30	706.70 EUR	0.00	4
Tradegate	2024/07/16	15:36	702.80 EUR	0.14	26
Stuttgart	2024/07/16	14:17	707.40 EUR	0.01	2
NYSE	2024/	15:39	766.44 USD	32.24	1,305

	07/16						
Munich	2024/ 07/16	08:04	705.40	EUR	0.00		1
London Stock Exchange	2024/ 07/16	15:30	767.85	USD	0.00		5
Hanover	2024/ 07/16	08:21	704.20	EUR	0.00		1
Frankfurt	2024/ 07/16	15:36	704.20	EUR	0.00		2
Euronext Milan MTF Trading After Hours	2024/ 05/20	19:36	710.60	EUR	0.00		1
Euronext Milan MTF Global Equity Market	2024/ 07/15	17:44	709.70	EUR	0.00		3
Duesseldorf	2024/ 07/16	09:10	703.10	EUR	0.00		2
Berlin	2024/ 07/16	08:04	705.40	EUR	0.00		1

Company profile

Company Logo



Contact Details

SERVICENOW INC.

--

2225 Lawson Lane - 95054 Santa Clara

Telefon: +1-408-501-8550

Fax: +

E-mail: info@servicenow.com

Company Profile

-

Members of Management Board

Anita Sands Member of Board of Directors

Deborah Black Member of Board of Directors

Frederic Luddy Member of Board of Directors

Jeffrey Miller Member of Board of Directors

Jonathan Chadwick Member of Board of Directors

Joseph Quinlan Member of Board of Directors

Lawrence Jackson Member of Board of Directors

Paul Chamberlain Member of Board of Directors

Susan Bostrom Member of Board of Directors

Teresa Briggs Member of Board of Directors

Bill McDermott Chairman of Managing Board

CJ Desai Member of Executive Committee

Chris Bedi Member of Executive Committee

Gina Mastantuono Member of Executive Committee

Jacqui Canney Member of Executive Committee

Kevin Haverty Member of Executive Committee

Nick Tzitzon Member of Executive Committee

Paul Smith Member of Executive Committee

Russ Elmer Member of Executive Committee