

FOMENTO ECONOMICO MEXICANO SAB DE CV SP. ADR

ISIN: **US3444191064** WKN: **344419106**

Overview

2024/07/29 22:00:02

Price
109.24 USDDifference  -0.30% (-0.33)

General attributes

ISIN	US3444191064
Symbol	FMX
Exchange	NYSE
Currency	USD
Sector	Commerce
Security type	Stock
Market cap (m)	381 EUR
Benchmark	DJ BNY MELLON LAT AM ADR

Market data

Bid (Bid size)	108.41 USD (100)
Ask (Ask size)	109.52 USD (100)
Open	109.57 USD
High	111.50 USD
Low	108.70 USD
Close (prev. day)	109.57 USD
VWAP	109.551916 USD
Volume (pcs)	688,827
Trading volume	75,434,631.94
Number of trades	8,186
Last size	-

Futures and Options









Related Futures	-
Related Options	-

5y



Information about previous performance does not guarantee future performance.
Source: FactSet

Recent research

on instrument	on sector		
Date		Headline	Download
2024/07/24		Global Equity Ratings	
2024/07/24		Aktienempfehlungen Global	
2024/07/15		Aktienempfehlungen Global	
2024/07/12		Global Equity Ratings	
2024/06/21		Global Equity Ratings	

Details

2024/07/29 22:00:02

Price

109.24 USD

Difference ▼ -0.30% (-0.33)

General attributes

ISIN	US3444191064
Symbol	FMX
Exchange	NYSE
Currency	USD
Sector	Commerce
Security type	Stock
Market cap (m)	381 EUR
Benchmark	DJ BNY MELLON LAT AM ADR

Market data

Bid (Bid size)	108.41 USD (100)
Ask (Ask size)	109.52 USD (100)
Open	109.57 USD
High	111.50 USD
Low	108.70 USD
Close (prev. day)	109.57 USD
VWAP	109.551916 USD
Volume (pcs)	688,827
Trading volume	75,434,631.94
Number of trades	8,186
Last size	-

Performance and Risk

	6m	1y	3y
Perf (%)	-19.84%	+2.54%	+42.25%
Perf (abs.)	-25.00	+2.50	+30.00
Beta	0.76	0.72	0.45
Volatility	33.42	28.97	25.41

5y



Information about previous performance does not guarantee future performance.

Source: FactSet

Price data

Ø price 5 days Ø volume 5 days (pcs.)	111.04 USD (666,003)
Ø price 30 days Ø volume 30 days (pcs.)	111.05 USD (697,465)
Ø price 100 days Ø volume 100 days (pcs.)	117.73 USD (728,149)
Ø price 250 days Ø volume 250 days (pcs.)	119.54 USD (635,336)
YTD High date	143.43 USD (2024/02/15)
YTD Low date	104.91 USD (2024/06/14)
52 Weeks High date	143.43 USD (2024/02/15)
52 Weeks Low date	99.24 USD (2023/10/25)

All listings for FOMENTO ECONOMICO MEXICANO SAB DE CV SP. ADR

Exchange	Date	Time	Price	Trading volume (mio.)	Number of trades
Tradegate	2024/07/29	22:02	101.00 EUR	0.00	1
Stuttgart	2024/07/29	15:32	100.00 EUR	0.00	9
NYSE	2024/07/29	22:00	109.24 USD	75.43	8,186
Munich	2024/07/29	08:03	101.00 EUR	0.00	1
London Stock	2022/04/	15:40	81.9559 USD	0.01	1

Exchange	05					
Frankfurt	2024/07/29	08:04	100.00	EUR	0.00	2
Duesseldorf	2024/07/29	19:32	100.00	EUR	0.00	6

Company profile

Company Logo



Company Profile

-

Contact Details

FOMENTO ECONOMICO MEXICANO SAB

--

General Anaya 601 Pte., Colonia Bella Vista
-- 64410 Monterrey, Nuevo Leon

Telefon: +52 - 8 - 328 - 6000

Fax: +52 - 8 - 328 - 6080

E-mail: -