

## FOMENTO ECONOMICO MEXICANO SAB DE CV SP. ADR

ISIN: **US3444191064** WKN: **344419106**

## Overview

2024/05/31 22:00:02

Price  
114.62 USDDifference  -1.39% (-1.62)

## General attributes

ISIN	US3444191064
Symbol	FMX
Exchange	NYSE
Currency	USD
Sector	Commerce
Security type	Stock
Market cap (m)	410 EUR
Benchmark	DJ BNY MELLON LAT AM ADR

## Market data

Bid (Bid size)	112.78 USD (100)
Ask (Ask size)	119.17 USD (100)
Open	116.93 USD
High	117.13 USD
Low	114.49 USD
Close (prev. day)	116.24 USD
VWAP	115.008785 USD
Volume (pcs)	513,577
Trading volume	59,078,100.88
Number of trades	8,674
Last size	-

## Futures and Options










Related Futures	-
Related Options	-

5y



Information about previous performance does not guarantee future performance.  
Source: FactSet

## Recent research

on instrument	on sector		
Date		Headline	Download
2024/05/29		Global Equity Ratings	
2024/05/29		Aktienempfehlungen Global	
2024/04/26		Global Equity Ratings	
2024/04/26		Aktienempfehlungen Global	
2024/04/03		Global Equity Ratings	

## Details

2024/05/31 22:00:02

## Price

114.62 USD

Difference ▼ -1.39% (-1.62)

## General attributes

ISIN	US3444191064
Symbol	FMX
Exchange	NYSE
Currency	USD
Sector	Commerce
Security type	Stock
Market cap (m)	410 EUR
Benchmark	DJ BNY MELLON LAT AM ADR

## Market data

Bid (Bid size)	112.78 USD (100)
Ask (Ask size)	119.17 USD (100)
Open	116.93 USD
High	117.13 USD
Low	114.49 USD
Close (prev. day)	116.24 USD
VWAP	115.008785 USD
Volume (pcs)	513,577
Trading volume	59,078,100.88
Number of trades	8,674
Last size	-

## Performance and Risk

	6m	1y	3y
Perf (%)	-7.69%	+18.03%	+60.00%
Perf (abs.)	-9.00	+16.50	+40.50
Beta	0.52	0.57	0.43
Volatility	27.44	25.80	24.17

5y



Information about previous performance does not guarantee future performance.

Source: FactSet

## Price data

Ø price 5 days   Ø volume 5 days (pcs.)	116.22 USD (498,118)
Ø price 30 days   Ø volume 30 days (pcs.)	118.43 USD (791,602)
Ø price 100 days   Ø volume 100 days (pcs.)	126.35 USD (708,345)
Ø price 250 days   Ø volume 250 days (pcs.)	119.28 USD (599,752)
YTD High   date	143.43 USD (2024/02/15)
YTD Low   date	113.62 USD (2024/04/25)
52 Weeks High   date	143.43 USD (2024/02/15)
52 Weeks Low   date	99.24 USD (2023/10/25)

## All listings for FOMENTO ECONOMICO MEXICANO SAB DE CV SP. ADR

Exchange	Date	Time	Price	Trading volume (mio.)	Number of trades
Tradegate	2024/05/31	22:02	106.00 EUR	0.00	1
Stuttgart	2024/05/31	15:41	106.00 EUR	0.00	9
NYSE	2024/05/31	22:00	114.62 USD	59.08	8,674
Munich	2024/05/31	08:04	108.00 EUR	0.00	1
London Stock	2022/04/	15:40	81.9559 USD	0.01	1

Exchange	05					
Frankfurt	2024/05/ 31	08:22	106.00	EUR	0.00	1
Duesseldorf	2024/05/ 31	19:31	106.00	EUR	0.00	6

## Company profile

### Company Logo



### Company Profile

-

### Contact Details

FOMENTO ECONOMICO MEXICANO SAB

--

General Anaya 601 Pte., Colonia Bella Vista  
-- 64410 Monterrey, Nuevo Leon

Telefon: +52 - 8 - 328 - 6000

Fax: +52 - 8 - 328 - 6080

E-mail: -