

DOMINION ENERGY INC.

ISIN: US25746U1097 WKN: 25746U109

Overview

2024/06/21 22:00:02

Price
49.21 USDDifference  -1.20% (-0.60)

General attributes

ISIN	US25746U1097
Symbol	D
Exchange	NYSE
Currency	USD
Sector	Energy / Commodities
Security type	Stock
Market cap (m)	38,527 EUR
Benchmark	S&P 500

Market data

Bid (Bid size)	49.10 USD (200)
Ask (Ask size)	49.45 USD (200)
Open	49.95 USD
High	50.04 USD
Low	49.135 USD
Close (prev. day)	49.81 USD
VWAP	49.500017 USD
Volume (pcs)	6,347,977
Trading volume	314,189,411.53
Number of trades	41,215
Last size	-

Futures and Options









Related Futures	14
Related Options	-

5y



Information about previous performance does not guarantee future performance.
Source: FactSet

Recent research

on sector	on market		
Date		Headline	Download
2024/06/21		Global Equity Ratings	
2024/06/21		Aktienempfehlungen Global	
2024/06/14		Equity Weekly	
2024/06/14		Global Equity Ratings	
2024/06/14		Aktienempfehlungen Global	

Details

2024/06/21 22:00:02

Price

49.21 USD

Difference ▼ -1.20% (-0.60)

General attributes

ISIN	US25746U1097
Symbol	D
Exchange	NYSE
Currency	USD
Sector	Energy / Commodities
Security type	Stock
Market cap (m)	38,527 EUR
Benchmark	S&P 500

Market data

Bid (Bid size)	49.10 USD (200)
Ask (Ask size)	49.45 USD (200)
Open	49.95 USD
High	50.04 USD
Low	49.135 USD
Close (prev. day)	49.81 USD
VWAP	49.500017 USD
Volume (pcs)	6,347,977
Trading volume	314,189,411.53
Number of trades	41,215
Last size	-

Performance and Risk

	6m	1y	3y
Perf (%)	+10.84%	-2.90%	-26.05%
Perf (abs.)	+4.61	-1.41	-16.59
Beta	0.11	0.52	0.43
Volatility	24.42	24.66	23.48

5y



Information about previous performance does not guarantee future performance.
Source: FactSet

Price data

Ø price 5 days Ø volume 5 days (pcs.)	49.66 USD (4,472,751)
Ø price 30 days Ø volume 30 days (pcs.)	52.24 USD (4,211,253)
Ø price 100 days Ø volume 100 days (pcs.)	49.25 USD (5,034,002)
Ø price 250 days Ø volume 250 days (pcs.)	48.05 USD (5,136,196)
YTD High date	54.23 USD (2024/05/21)
YTD Low date	43.53 USD (2024/02/13)
52 Weeks High date	54.74 USD (2023/07/26)
52 Weeks Low date	39.18 USD (2023/10/23)

Arbitrage views

Exchange	Date	Time	Price	Trading volume (mio.)	Number of trades
Vienna Stock Exchange	2024/06/21	17:32	46.275 EUR	0.00	1
Tradegate	2024/06/21	22:26	46.02 EUR	0.01	4
Stuttgart	2024/06/21	21:53	46.05 EUR	0.00	12
NYSE	2024/06/21	22:00	49.21 USD	314.19	41,215
Munich	2024/06/21	08:00	46.26 EUR	0.00	2

	06/21					
London Stock Exchange	2024/ 06/21	16:15	49.6705 USD	0.00		3
Frankfurt	2024/ 06/21	08:02	46.34 EUR	0.00		2
Euronext Milan MTF Trading After Hours	-	-	-	0.00		-
Euronext Milan MTF Global Equity Market	2024/ 06/21	17:44	46.375 EUR	0.00		1
Duesseldorf	2024/ 06/21	19:31	46.225 EUR	0.00		7
Berlin	2024/ 06/21	08:08	46.33 EUR	0.00		3

Company profile

Company Logo



Contact Details

DOMINION ENERGY INC.

--

120 Tredegar Street - 23219-6111 Richmond

Telefon: +1-804-819-2284

Fax: +1-804-819-2205

E-mail:

corporate.communications@dominionenergy.com

Company Profile

-

Members of Management Board

Pamela Royal	Member of Board of Directors
D. Hagood	Member of Board of Directors
James Bennett	Member of Board of Directors
Joseph Rigby	Member of Board of Directors
Kristin Lovejoy	Member of Board of Directors
Mark Kington	Member of Board of Directors
Paul Dabbar	Member of Board of Directors
Robert Spilman	Member of Board of Directors
Susan Story	Member of Board of Directors
Vanessa Allen Sutherland	Member of Board of Directors
Robert M. Blue	Chairman of Managing Board
Carlos M. Brown	Member of Executive Committee
Corynne S. Arnett	Member of Executive Committee
Diane Leopold	Member of Executive Committee
Steven Ridge	Member of Executive Committee
William L. Murray	Member of Executive Committee