

## DEERE &amp; CO

ISIN: US2441991054

WKN: 244199105

## Overview

2024/04/26 22:00:02

Price  
393.33 USDDifference  -0.19% (-0.73)

## General attributes

|                |              |
|----------------|--------------|
| ISIN           | US2441991054 |
| Symbol         | DE           |
| Exchange       | NYSE         |
| Currency       | USD          |
| Sector         | Industry     |
| Security type  | Stock        |
| Market cap (m) | 102,399 EUR  |
| Benchmark      | S&P 500      |

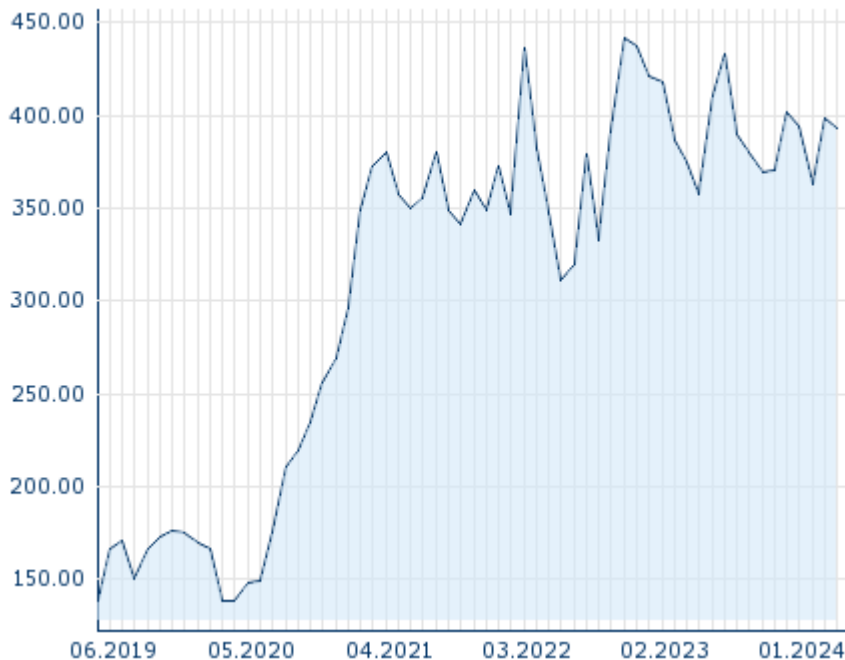
## Market data

|                   |                  |
|-------------------|------------------|
| Bid (Bid size)    | 393.02 USD (100) |
| Ask (Ask size)    | 394.00 USD (400) |
| Open              | 392.62 USD       |
| High              | 395.95 USD       |
| Low               | 391.10 USD       |
| Close (prev. day) | 394.06 USD       |
| VWAP              | 393.846124 USD   |
| Volume (pcs)      | 998,338          |
| Trading volume    | 393,213,580.75   |
| Number of trades  | 26,545           |
| Last size         | -                |

## Futures and Options



|                 |    |
|-----------------|----|
| Related Futures | 15 |
| Related Options | -  |

5y



Information about previous performance does not guarantee future performance.  
Source: FactSet

## Recent research

| on instrument | on sector   | on market                 |   |
|---------------|---|---------------------------|---|
| Date          |   | Headline                  | Download  |
| 2024/04/26    |  | Global Equity Ratings     |  |
| 2024/04/26    |  | Aktienempfehlungen Global |  |
| 2024/04/03    |  | Global Equity Ratings     |  |
| 2024/04/03    |  | Aktienempfehlungen Global |  |
| 2024/03/13    |  | Global Equity Ratings     |  |

## Details

2024/04/26 22:00:02

**Price**  
393.33 USD

**Difference** ▼ -0.19% (-0.73)

## General attributes

|                |              |
|----------------|--------------|
| ISIN           | US2441991054 |
| Symbol         | DE           |
| Exchange       | NYSE         |
| Currency       | USD          |
| Sector         | Industry     |
| Security type  | Stock        |
| Market cap (m) | 102,399 EUR  |
| Benchmark      | S&P 500      |

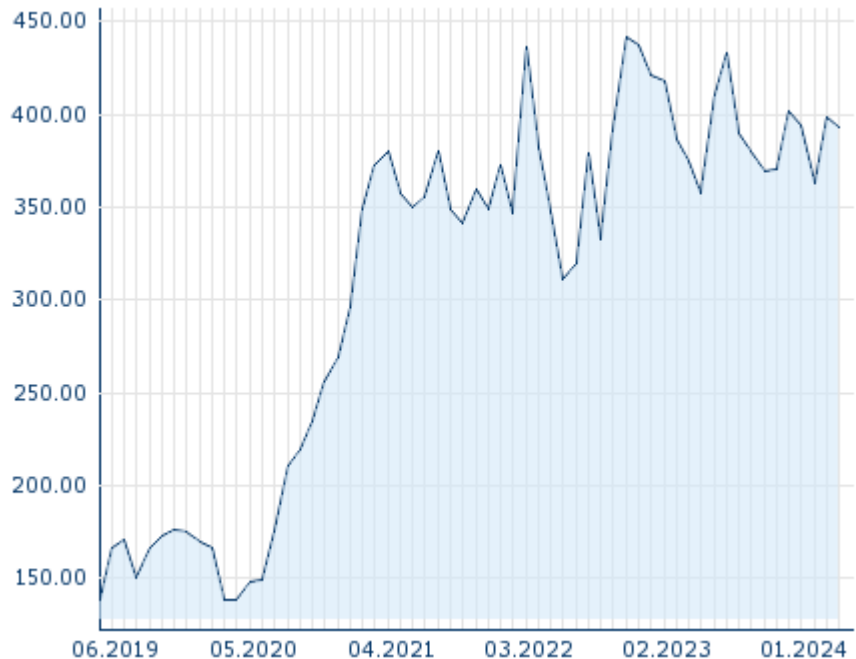
## Market data

|                   |                  |
|-------------------|------------------|
| Bid (Bid size)    | 393.02 USD (100) |
| Ask (Ask size)    | 394.00 USD (400) |
| Open              | 392.62 USD       |
| High              | 395.95 USD       |
| Low               | 391.10 USD       |
| Close (prev. day) | 394.06 USD       |
| VWAP              | 393.846124 USD   |
| Volume (pcs)      | 998,338          |
| Trading volume    | 393,213,580.75   |
| Number of trades  | 26,545           |
| Last size         | -                |

## Performance and Risk

|             | 6m     | 1y     | 3y      |
|-------------|--------|--------|---------|
| Perf (%)    | +5.71% | +9.05% | +17.64% |
| Perf (abs.) | +20.00 | +30.70 | +55.50  |
| Beta        | 0.68   | 0.88   | 0.81    |
| Volatility  | 20.45  | 22.68  | 28.65   |

5y



Information about previous performance does not guarantee future performance.  
Source: FactSet

## Price data

|   |                         |
|---|-------------------------|
| Ø price 5 days   Ø volume 5 days (pcs.)     | 395.79 USD (1,117,176)  |
| Ø price 30 days   Ø volume 30 days (pcs.)   | 400.30 USD (1,392,193)  |
| Ø price 100 days   Ø volume 100 days (pcs.) | 386.70 USD (1,561,772)  |
| Ø price 250 days   Ø volume 250 days (pcs.) | 390.22 USD (1,584,108)  |
| YTD High   date                             | 414.80 USD (2024/04/08) |
| YTD Low   date                              | 353.15 USD (2024/02/22) |
| 52 Weeks High   date                        | 450.00 USD (2023/07/25) |
| 52 Weeks Low   date                         | 345.55 USD (2023/05/31) |

## Arbitrage views

| Exchange              | Date       | Time  | Price      | Trading volume (mio.) | Number of trades |
|-----------------------|------------|-------|------------|-----------------------|------------------|
| Xetra                 | 2024/04/26 | 17:35 | 366.55 EUR | 0.02                  | 7                |
| Vienna Stock Exchange | 2024/04/26 | 17:32 | 366.70 EUR | 0.00                  | 2                |
| Tradegate             | 2024/04/26 | 22:26 | 367.70 EUR | 0.09                  | 16               |
| Stuttgart             | 2024/04/26 | 08:13 | 366.70 EUR | 0.00                  | 3                |
| SIX Swiss Exchange    | 2023/      | 17:35 | 174.00 CHF | 0.00                  | 1                |

|   |                |       |            |        |  |        |
|---|----------------|-------|------------|--------|--|--------|
|   | 02/14          |       |            |        |  |        |
| NYSE                                    | 2024/<br>04/26 | 22:00 | 393.33 USD | 393.21 |  | 26,545 |
| Munich                                  | 2024/<br>04/26 | 08:00 | 366.70 EUR | 0.00   |  | 2      |
| London Stock Exchange                   | 2024/<br>04/26 | 15:30 | 392.62 USD | 0.01   |  | 8      |
| Hanover                                 | 2024/<br>04/26 | 08:05 | 366.70 EUR | 0.00   |  | 3      |
| Hamburg                                 | 2024/<br>04/26 | 14:03 | 368.45 EUR | 0.00   |  | 2      |
| Frankfurt                               | 2024/<br>04/26 | 17:27 | 367.05 EUR | 0.03   |  | 6      |
| Euronext Milan MTF Trading After Hours  | -              | -     | -          | 0.00   |  | -      |
| Euronext Milan MTF Global Equity Market | 2024/<br>04/26 | 17:44 | 367.35 EUR | 0.00   |  | 1      |
| Duesseldorf                             | 2024/<br>04/26 | 20:29 | 369.25 EUR | 0.01   |  | 7      |
| Berlin                                  | 2024/<br>04/26 | 08:08 | 366.75 EUR | 0.00   |  | 2      |

## Company profile

### Company Logo



### Contact Details

DEERE & CO.

--

One John Deere Place - 61265-8098 Moline

Telefon: +1-309-765-8000

Fax: +

E-mail: -

### Company Profile

-

#### Members of Management Board

Alan Heuberger Member of Board of Directors

Clayton Jones Member of Board of Directors

Dmitri Stockton Member of Board of Directors

Gregory Page Member of Board of Directors

John Reiher Member of Board of Directors

Laurence Hunn Member of Board of Directors

Leanne Caret Member of Board of Directors

Michael Johanns Member of Board of Directors

Sheila Talton Member of Board of Directors

Sherry Smith Member of Board of Directors

Tamra Erwin Member of Board of Directors

John C. May Chairman of Managing Board

Cory J. Reed Member of Executive Committee

Deanna M. Kovar Member of Executive Committee

Felecia Pryor Member of Executive Committee

Jahmy J. Hindman Member of Executive Committee

Joshua A. Jepsen Member of Executive Committee

Justin R. Rose Member of Executive Committee

Mary K.W. Jones Member of Executive Committee

Rajesh Kalathur Member of Executive Committee

Ryan D. Campbell Member of Executive Committee