

SSAB AB SER. B

ISIN: SE0000120669

WKN: 4847184

Overview

2024/07/26 18:00:00

Price

54.12 SEK

Difference  -1.92% (-1.06)

General attributes

ISIN	SE0000120669
Symbol	SSAB B
Exchange	Nasdaq Stockholm
Currency	SEK
Sector	Industry
Security type	Stock
Market cap (m)	4,621 EUR
Benchmark	OMX STOCKHOLM 30 INDEX

Market data

Bid (Bid size)	54.24 SEK (6)
Ask (Ask size)	54.30 SEK (1,045)
Open	55.20 SEK
High	55.36 SEK
Low	54.12 SEK
Close (prev. day)	55.18 SEK
VWAP	54.5567 SEK
Volume (pcs)	2,554,657
Trading volume	139,379,435.55
Number of trades	7,202
Last size	-

Futures and Options










Related Futures	23
Related Options	-

5y



Information about previous performance does not guarantee future performance.
Source: FactSet

Recent research

on sector			
Date		Headline	Download
2024/07/26		Equity Weekly	
2024/07/24		Global Equity Ratings	
2024/07/24		Aktienempfehlungen Global	
2024/07/15		Aktienempfehlungen Global	
2024/07/12		Global Equity Ratings	

Details

2024/07/26 18:00:00

Price

54.12 SEK

Difference ▼ -1.92% (-1.06)

General attributes

ISIN	SE0000120669
Symbol	SSAB B
Exchange	Nasdaq Stockholm
Currency	SEK
Sector	Industry
Security type	Stock
Market cap (m)	4,621 EUR
Benchmark	OMX STOCKHOLM 30 INDEX

Market data

Bid (Bid size)	54.24 SEK (6)
Ask (Ask size)	54.30 SEK (1,045)
Open	55.20 SEK
High	55.36 SEK
Low	54.12 SEK
Close (prev. day)	55.18 SEK
VWAP	54.5567 SEK
Volume (pcs)	2,554,657
Trading volume	139,379,435.55
Number of trades	7,202
Last size	-

Performance and Risk

	6m	1y	3y
Perf (%)	-28.14%	-14.35%	-
Perf (abs.)	-1.84	-0.79	-
Beta	0.89	0.94	1.07
Volatility	30.40	30.95	-

5y



Information about previous performance does not guarantee future performance.
Source: FactSet

Price data

Ø price 5 days Ø volume 5 days (pcs.)	55.71 SEK (3,445,389)
Ø price 30 days Ø volume 30 days (pcs.)	57.30 SEK (2,945,227)
Ø price 100 days Ø volume 100 days (pcs.)	64.18 SEK (3,768,466)
Ø price 250 days Ø volume 250 days (pcs.)	67.24 SEK (3,535,434)
YTD High date	85.16 SEK (2024/02/16)
YTD Low date	53.00 SEK (2024/07/24)
52 Weeks High date	85.16 SEK (2024/02/16)
52 Weeks Low date	52.56 SEK (2023/10/23)

Arbitrage views

Exchange ⊕	Date	Time	Price	Trading volume (mio.)	Number of trades
Tradegate	2024/07/26	22:26	4.623 EUR	0.00	1
Stuttgart	2024/07/26	15:08	4.648 EUR	0.00	10
Nasdaq Stockholm	2024/07/26	18:00	54.12 SEK	139.38	7,202
Nasdaq Helsinki	2024/07/26	18:00	4.616 EUR	3.07	1,269
Munich	2024/07/26	08:04	4.702 EUR	0.00	1

	07/26					
London Stock Exchange European Trade Reporting	2024/ 07/26	17:25	54.14 SEK	0.00		2
Frankfurt	2024/ 07/26	08:03	4.689 EUR	0.00		2
Duesseldorf	2024/ 07/26	19:32	4.599 EUR	0.00		7
Berlin	2024/ 07/26	21:43	4.614 EUR	0.00		17

Company profile

Company Logo



Contact Details

SSAB AB

--

Klarabergsviadukten 70, D6 - 101 21
Stockholm

Telefon: +46-8-45-45-700

Fax: +

E-mail: info@ssab.com

Company Profile

-

Members of Management Board

Martin Lindqvist Chairman of Managing Board

Charles Schmitt Member of Executive Committee

Christina Friborg Member of Executive Committee

Eva Petursson Member of Executive Committee

Johnny Sjöström Member of Executive Committee

Lars Sjöbring Member of Executive Committee

Leena Craelius Member of Executive Committee

Maria Långberg Member of Executive Committee

Martin Pei Member of Executive Committee

Olavi Huhtala Member of Executive Committee

Viktor Strömberg Member of Executive Committee

Board of directors

John Lennart Kaleb Evrell Chairman of Supervisory Board

Bernard Fontana Member of Supervisory Board

Maija Kaarina Strandberg Member of Supervisory Board

Marie Grönborg Member of Supervisory Board

Mikael Mäkinen Member of Supervisory Board

Patrick Sjöholm Member of Supervisory Board

Petra Einarsson Member of Supervisory Board

Sven-Erik Rosén Member of Supervisory Board

Tomas Arne Karlsson Member of Supervisory Board