

ALFEN NV EUR0.10

ISIN: NL0012817175 WKN: -

Overview

2024/05/17 17:36:20

Price

40.99 EUR

Difference  -0.46% (-0.19)

General attributes

ISIN NL0012817175

Symbol ALFEN

Exchange Euronext Amsterdam

Currency EUR

Sector Utilities

Security type Stock

Market cap (m) 890 EUR

Benchmark AMSTERDAM EXCHANGES INDEX

Market data

Bid (Bid size) 40.55 EUR (100)

Ask (Ask size) 41.15 EUR (25)

Open 41.16 EUR

High 41.59 EUR

Low 40.55 EUR

Close (prev. day) 41.18 EUR

VWAP 40.984778 EUR

Volume (pcs) 164,584

Trading volume 6,745,439.00

Number of trades 1,036

Last size 150

Futures and Options

Related Futures -



Related Options 482

5y



Information about previous performance does not guarantee future performance.
Source: FactSet

Recent research

on sector		on market	
Date		Headline	Download
2024/05/13		Aktienempfehlungen Österreich	
2024/05/10		Equity Weekly	
2024/04/29		Aktienempfehlungen Österreich	
2024/04/26		Global Equity Ratings	
2024/04/26		Aktienempfehlungen Global	

Details

2024/05/17 17:36:20

Price

40.99 EUR

Difference ▼ -0.46% (-0.19)

General attributes

ISIN	NL0012817175
Symbol	ALFEN
Exchange	Euronext Amsterdam
Currency	EUR
Sector	Utilities
Security type	Stock
Market cap (m)	890 EUR
Benchmark	AMSTERDAM EXCHANGES INDEX

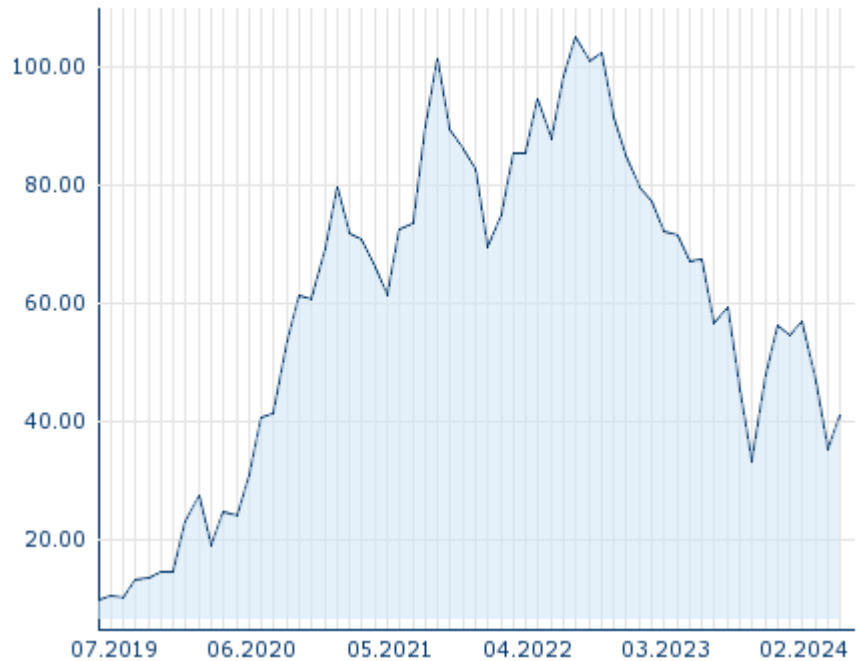
Market data

Bid (Bid size)	40.55 EUR (100)
Ask (Ask size)	41.15 EUR (25)
Open	41.16 EUR
High	41.59 EUR
Low	40.55 EUR
Close (prev. day)	41.18 EUR
VWAP	40.984778 EUR
Volume (pcs)	164,584
Trading volume	6,745,439.00
Number of trades	1,036
Last size	150

Performance and Risk

	6m	1y	3y
Perf (%)	-14.62%	-39.20%	-34.38%
Perf (abs.)	-7.00	-26.36	-21.42
Beta	0.87	1.54	1.16
Volatility	58.24	57.55	51.10

5y



Information about previous performance does not guarantee future performance.
Source: FactSet

Price data

Ø price 5 days Ø volume 5 days (pcs.)	41.47 EUR (207,399)
Ø price 30 days Ø volume 30 days (pcs.)	39.79 EUR (313,701)
Ø price 100 days Ø volume 100 days (pcs.)	48.70 EUR (258,463)
Ø price 250 days Ø volume 250 days (pcs.)	49.75 EUR (201,000)
YTD High date	65.30 EUR (2024/02/14)
YTD Low date	33.00 EUR (2024/04/25)
52 Weeks High date	68.40 EUR (2023/05/31)
52 Weeks Low date	27.31 EUR (2023/10/30)

Arbitrage views

Exchange	Date	Time	Price	Trading volume (mio.)	Number of trades
Xetra	2024/05/17	17:35	40.98 EUR	0.00	3
Vienna Stock Exchange	2024/05/17	13:09	41.38 EUR	0.00	2
Tradegate	2024/05/17	22:26	41.05 EUR	0.16	27
Stuttgart	2024/05/17	14:33	40.64 EUR	0.00	8
Munich	2024/05/17	08:06	41.41 EUR	0.00	2

	05/17					
London Stock Exchange European Trade Reporting	2024/ 05/17	17:30	41.23	EUR	0.00	2
Frankfurt	2024/ 05/17	08:01	40.96	EUR	0.00	2
FINRA other OTC Issues	2024/ 04/15	16:38	40.70	USD	0.00	1
Euronext Milan MTF Trading After Hours	-	-	-		0.00	-
Euronext Amsterdam	2024/ 05/17	17:36	40.99	EUR	6.75	1,036
Duesseldorf	2024/ 05/17	08:10	41.05	EUR	0.00	3
Berlin	2024/ 05/17	21:50	40.98	EUR	0.00	18

Company profile

Company Logo



Contact Details

ALFEN NV

--

Hefbrugweg 28 - 1332 AP Almere

Telefon: +31-36-549-34-00

Fax: +

E-mail: info@alfen.com

Company Profile

-

Members of Management Board

Marco Roeleveld	Chairman of Managing Board
Jeroen van Rossen	Member of Executive Committee
Michelle Lesh	Member of Executive Committee

Board of directors

Henk ten Hove	Chairman of Supervisory Board
Jeanine van der Vlist	Member of Supervisory Board
Maria Anhalt	Member of Supervisory Board
Willem Ackermans	Member of Supervisory Board