

AALBERTS N.V.

ISIN: NL0000852564

WKN: 085256

Overview

2024/08/20 17:35:09

Price

33.94 EUR

Difference  -0.64% (-0.22)

General attributes

ISIN NL0000852564

Symbol AALB

Exchange Euronext Amsterdam

Currency EUR

Sector Other

Security type Stock

Market cap (m) 3,753 EUR

Benchmark AMSTERDAM EXCHANGES INDEX

Market data

Bid (Bid size) 33.80 EUR (17)

Ask (Ask size) 34.42 EUR (65)

Open 34.20 EUR

High 34.32 EUR

Low 33.94 EUR

Close (prev. day) 34.16 EUR

VWAP 34.045882 EUR

Volume (pcs) 57,341

Trading volume 1,952,225.00

Number of trades 680

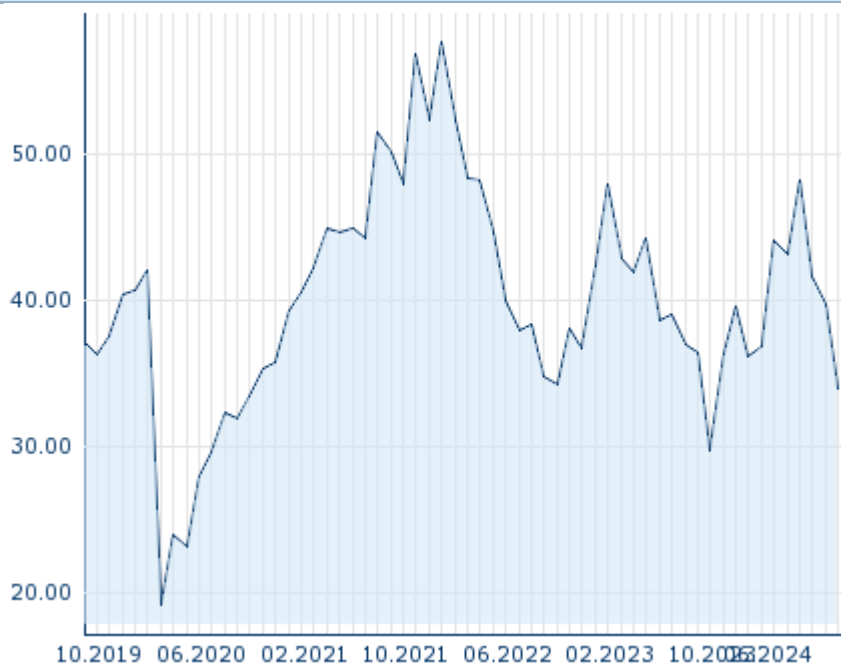
Last size 1

Futures and Options

Related Futures 24


Related Options -

5y



Information about previous performance does not guarantee future performance.
Source: FactSet

Recent research

on sector		on market	
Date		Headline	Download
2024/08/16		Equity Weekly	
2024/08/13		Aktienempfehlungen Österreich	
2024/08/12		Global Equity Ratings	
2024/08/12		Aktienempfehlungen Global	
2024/08/09		Equity Weekly	

Details

2024/08/20 17:35:09

Price

33.94 EUR

Difference  -0.64% (-0.22)

General attributes

ISIN	NL0000852564
Symbol	AALB
Exchange	Euronext Amsterdam
Currency	EUR
Sector	Other
Security type	Stock
Market cap (m)	3,753 EUR
Benchmark	AMSTERDAM EXCHANGES INDEX

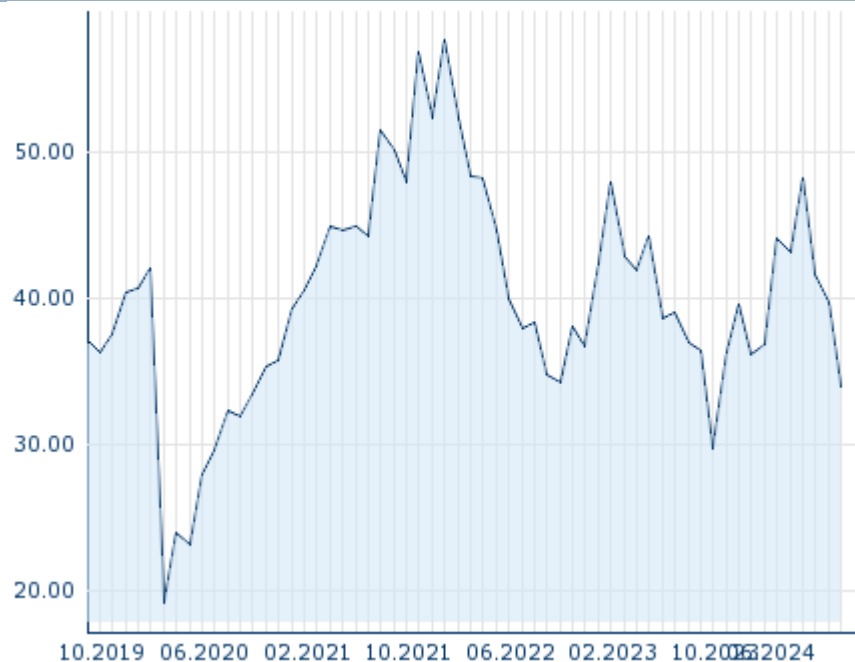
Market data

Bid (Bid size)	33.80 EUR (17)
Ask (Ask size)	34.42 EUR (65)
Open	34.20 EUR
High	34.32 EUR
Low	33.94 EUR
Close (prev. day)	34.16 EUR
VWAP	34.045882 EUR
Volume (pcs)	57,341
Trading volume	1,952,225.00
Number of trades	680
Last size	1

Performance and Risk

	6m	1y	3y
Perf (%)	-8.65%	-9.16%	-34.54%
Perf (abs.)	-3.19	-3.40	-17.78
Beta	1.12	1.33	1.37
Volatility	28.31	27.54	31.81

5y



Information about previous performance does not guarantee future performance.
Source: FactSet

Price data

Ø price 5 days Ø volume 5 days (pcs.)	33.78 EUR (135,014)
Ø price 30 days Ø volume 30 days (pcs.)	36.37 EUR (177,632)
Ø price 100 days Ø volume 100 days (pcs.)	41.52 EUR (148,358)
Ø price 250 days Ø volume 250 days (pcs.)	38.75 EUR (163,941)
YTD High date	48.70 EUR (2024/05/15)
YTD Low date	31.30 EUR (2024/08/05)
52 Weeks High date	48.70 EUR (2024/05/15)
52 Weeks Low date	28.83 EUR (2023/10/26)

Arbitrage views

Exchange 	Date	Time	Price	Trading volume (mio.)	Number of trades
Vienna Stock Exchange	2024/08/20	15:30	34.12 EUR	0.00	4
Tradegate	2024/08/20	22:26	33.70 EUR	0.04	19
Stuttgart	2024/08/20	15:26	34.10 EUR	0.00	8
Munich	2024/08/20	08:11	34.14 EUR	0.00	2
London Stock Exchange	2024/	17:30	34.25 EUR	0.00	2

European Trade Reporting	08/20					
Frankfurt	2024/ 08/20	21:49	33.32	EUR	0.00	1
FINRA other OTC Issues	2024/ 08/14	17:22	36.72	USD	0.03	4
Euronext Milan MTF Trading After Hours	-	-	-		0.00	-
Euronext Amsterdam	2024/ 08/20	17:35	33.94	EUR	1.95	680
Duesseldorf	2024/ 08/20	08:10	34.02	EUR	0.00	2
Berlin	2024/ 08/20	08:14	34.14	EUR	0.00	3

Company profile

Company Logo



Contact Details

AALBERTS NV

--

WTC Utrecht, Stadsplateau 18 - 3521 AZ
Utrecht

Telefon: +31-30-307-93-00

Fax: +

E-mail: -

Company Profile

-

Members of Management Board

Stephane Simonetta	Chairman of Managing Board
André in het Veld	Member of Executive Committee
Anne-Lize van Dusseldorp	Member of Executive Committee
Arno Monincx	Member of Executive Committee
Maarten van de Veen	Member of Executive Committee
Mattijs Planken	Member of Executive Committee
Oliver Jäger	Member of Executive Committee
Patrick de Groot	Member of Executive Committee
Suzanne Verzijden	Member of Executive Committee
Thijs van der Lugt	Member of Executive Committee

Board of directors

Petrus Antonius Mari van Bommel	Chairman of Supervisory Board
Frank Melzer	Member of Supervisory Board
Jan van der Zouw	Member of Supervisory Board
Lieve Declercq	Member of Supervisory Board
Piet Veenema	Member of Supervisory Board
Thessa Menssen	Member of Supervisory Board