



# SAMSUNG ELECTRONICS CO KRW100

ISIN: **KR7005930003** WKN: **005930**

## Overview

2022/09/27 21:18:51

Price

**40.5999** USD

Difference  **-29.70%** (-17.15)

### General attributes

ISIN	KR7005930003
Symbol	A005930
Exchange	FINRA other OTC Issues
Currency	USD
Sector	Technology
Security type	Stock
Market cap (m)	241,253 EUR
Benchmark	MSCI WORLD INDEX (STRD, UHD)

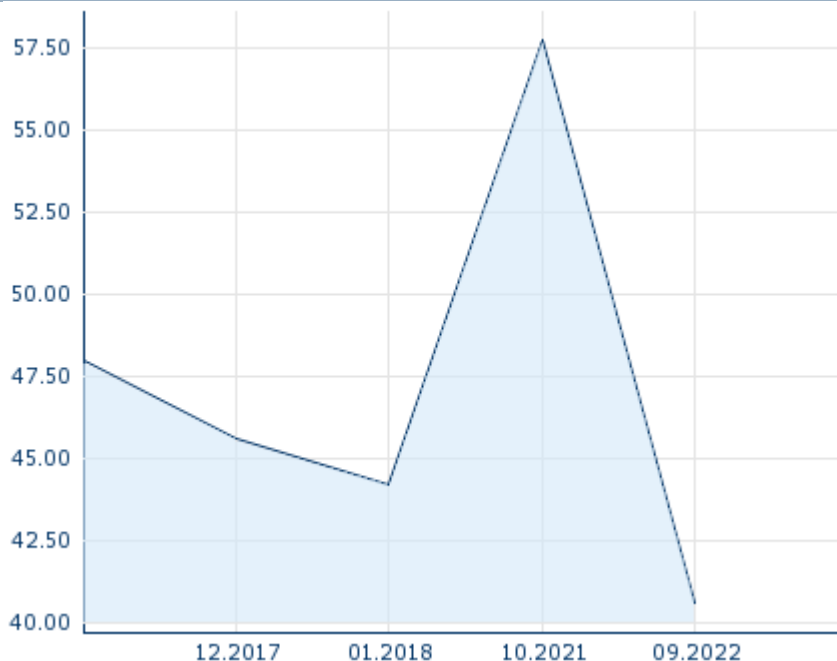
### Market data

Bid (Bid size)	-
Ask (Ask size)	-
Open	40.5999 USD
High	40.5999 USD
Low	40.5999 USD
Close (prev. day)	57.75 USD
VWAP	40.5999 USD
Volume (pcs)	200
Trading volume	8,119.98
Number of trades	1
Last size	200

### Futures and Options

Related Futures	-
Related Options	-

5y











Information about previous performance does not guarantee future performance.  
Source: FactSet

### Recent research

on instrument

on sector

Date	Headline	Download
2022/10/05	 Global Equity Ratings	
2022/10/05	 Aktienempfehlungen Global	
2022/09/26	 Global Equity Ratings	
2022/09/26	 Aktienempfehlungen Global	
2022/09/01	 Global Equity Ratings	

## Details

2022/09/27 21:18:51

## Price

40.5999 USD

Difference ▼ -29.70% (-17.15)

## General attributes

ISIN	KR7005930003
Symbol	A005930
Exchange	FINRA other OTC Issues
Currency	USD
Sector	Technology
Security type	Stock
Market cap (m)	241,253 EUR
Benchmark	MSCI WORLD INDEX (STRD, UHD)

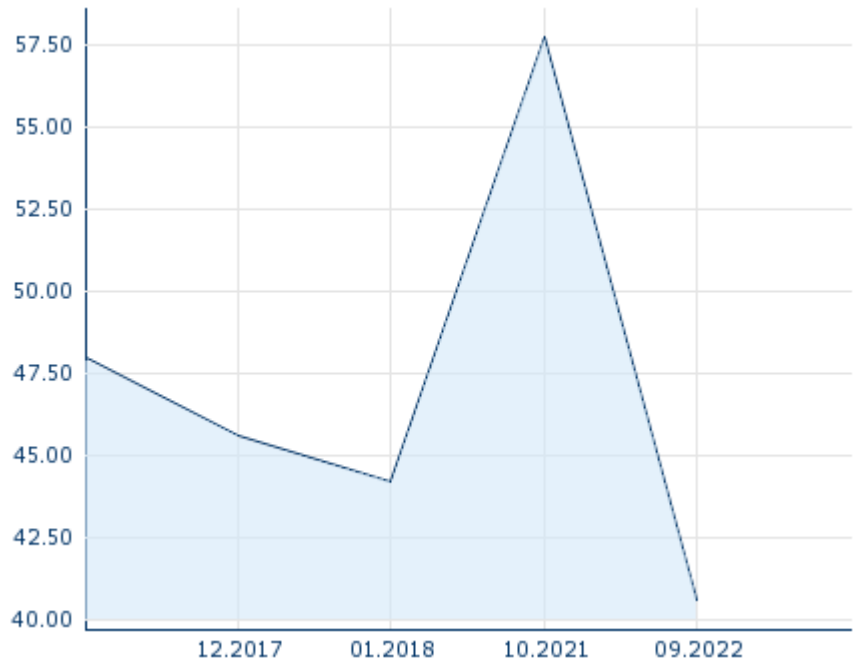
## Market data

Bid (Bid size)	-
Ask (Ask size)	-
Open	40.5999 USD
High	40.5999 USD
Low	40.5999 USD
Close (prev. day)	57.75 USD
VWAP	40.5999 USD
Volume (pcs)	200
Trading volume	8,119.98
Number of trades	1
Last size	200

## Performance and Risk

	6m	1y	3y
Perf (%)	-29.70%	-	-
Perf (abs.)	-17.15	-	-
Beta	0.24	0.36	0.43
Volatility	-	-	-

5y



Information about previous performance does not guarantee future performance.  
Source: FactSet

## Price data

Ø price 5 days   Ø volume 5 days (pcs.)	19.6700 USD (320)
Ø price 30 days   Ø volume 30 days (pcs.)	3.2783 USD (664)
Ø price 100 days   Ø volume 100 days (pcs.)	0.9835 USD (1,011)
Ø price 250 days   Ø volume 250 days (pcs.)	5.0891 USD (6,600)
YTD High   date	40.5999 USD (2022/09/27)
YTD Low   date	40.5999 USD (2022/09/27)
52 Weeks High   date	57.7500 USD (2021/10/13)
52 Weeks Low   date	40.5999 USD (2022/09/27)

## Arbitrage views

Exchange	Date	Time	Price	Trading volume (mio.)	Number of trades
FINRA other OTC Issues	2022/09/27	21:18	40.5999 USD	0.01	1

# Company profile

## Company Logo



### Contact Details

SAMSUNG ELECTRONICS CO. LTD.

--

1320-10, Seocho 2-dong, Seocho-gu -  
137-857 Seoul

Telefon: +82 2 2255 0114

Fax: +82 2 2255 0117

E-mail: -

## Company Profile

-

### Members of Management Board

Hyun-Suk Kim	Chairman of Managing Board
--------------	----------------------------

### Board of directors

Han-Jo Kim	Chairman of Supervisory Board
------------	-------------------------------

Jeong-Hun Kim	Member of Supervisory Board
---------------	-----------------------------

Jung-Bae Lee	Member of Supervisory Board
--------------	-----------------------------

Tae Moon Roh	Member of Supervisory Board
--------------	-----------------------------

Daniel Becker	Member of Supervisory Board
---------------	-----------------------------

Hark Kyu Park	Member of Supervisory Board
---------------	-----------------------------

Jun-Sung Kim	Member of Supervisory Board
--------------	-----------------------------

Sun Uk Kim	Member of Supervisory Board
------------	-----------------------------