

# CHINA MOBILE LTD.

15 minutes delayed

ISIN: **HK0941009539**

WKN: -

## Overview

2024/09/17 10:08:15 15 minutes delayed

### Price

71.90 HKD

Difference  0.91% (0.65)

### General attributes

ISIN HK0941009539

Symbol 941

Exchange Hong Kong Stock Exchange

Currency HKD

Sector Telecommunications

Security type Stock

Market cap (m) 170,366 EUR

Benchmark HANG SENG INDEX

### Market data

Bid (Bid size) -

Ask (Ask size) -

Open 71.00 HKD

High 72.30 HKD

Low 70.90 HKD

Close (prev. day) 71.25 HKD

VWAP 71.930862 HKD

Volume (pcs) -

Trading volume -

Number of trades -

Last size -

### Futures and Options

Related Futures -

Related Options -











5y



Information about previous performance does not guarantee future performance.

Source: FactSet

### Recent research

on instrument		on sector	
Date		Headline	Download
2022/05/04		Global Equity Ratings	
2022/05/04		Aktienempfehlungen Global	
2022/04/27		Global Equity Ratings	
2022/04/27		Aktienempfehlungen Global	
2022/04/14		Global Equity Ratings	

## Details

2024/09/17 10:08:15 15 minutes delayed

### Price

71.90 HKD

Difference ▲ 0.91% (0.65)

### General attributes

ISIN	HK0941009539
Symbol	941
Exchange	Hong Kong Stock Exchange
Currency	HKD
Sector	Telecommunications
Security type	Stock
Market cap (m)	170,366 EUR
Benchmark	HANG SENG INDEX

### Market data

Bid (Bid size)	-
Ask (Ask size)	-
Open	71.00 HKD
High	72.30 HKD
Low	70.90 HKD
Close (prev. day)	71.25 HKD
VWAP	71.930862 HKD
Volume (pcs)	-
Trading volume	-
Number of trades	-
Last size	-

### Performance and Risk

	6m	1y	3y
Perf (%)	+8.01%	+5.56%	-
Perf (abs.)	+0.62	+0.44	-
Beta	-	-	-
Volatility	20.22	18.45	-

5y



Information about previous performance does not guarantee future performance.

Source: FactSet

### Price data

Ø price 5 days   Ø volume 5 days (pcs.)	70.95 HKD (-)
Ø price 30 days   Ø volume 30 days (pcs.)	73.09 HKD (-)
Ø price 100 days   Ø volume 100 days (pcs.)	73.74 HKD (-)
Ø price 250 days   Ø volume 250 days (pcs.)	68.65 HKD (-)
YTD High   date	79.00 HKD (2024/07/03)
YTD Low   date	63.00 HKD (2024/01/22)
52 Weeks High   date	79.00 HKD (2024/07/03)
52 Weeks Low   date	60.90 HKD (2023/10/26)

### All listings for CHINA MOBILE LTD.

Exchange <span>📍</span>	Date	Time	Price	Trading volume (mio.)	Number of trades
Stuttgart FXplus	2021/04/30	08:30	5.487 HKD	0.00	2
Stuttgart	2024/09/17	11:00	8.239 EUR	0.00	4
SIX Swiss Exchange	2020/02/10	17:36	8.30 CHF	0.00	1
Munich	2024/09/17	16:24	8.276 EUR	0.01	2
Hong Kong Stock	2024/09/17	10:08	71.90 HKD	-	-

Exchange	17					
Hanover	2024/09/17	08:01	8.242	EUR	0.00	1
Hamburg	2024/09/17	17:25	8.35	EUR	0.00	2
Frankfurt	2024/09/17	17:17	8.351	EUR	0.01	6
Duesseldorf	2024/09/17	19:30	8.324	EUR	0.00	7
Berlin	2024/09/17	21:05	8.36	EUR	0.01	8

## Company profile

### Company Logo



### Contact Details

CHINA MOBILE LTD.

--

60th Floor, The Center, 99 Queen's Road  
Central - - Hong Kong

Telefon: +852-3121-8888

Fax: +852-2511-9092

E-mail: -

### Company Profile

-

#### Members of Management Board

Biao He	Chairman of Managing Board
Jie Yang	Member of Executive Committee
Pizheng Li	Member of Executive Committee
Ronghua Li	Member of Executive Committee

#### Board of directors

Jie Yang	Chairman of Supervisory Board
Qiang Yang	Member of Supervisory Board
Ka Sze Lee	Member of Supervisory Board
Kin Wah Yiu	Member of Supervisory Board
May Yee Leung Ko	Member of Supervisory Board
Pizheng Li	Member of Supervisory Board
Rong Hua Li	Member of Supervisory Board