

# CHINA MOBILE LTD.

15 minutes delayed

ISIN: **HK0941009539**

WKN: -

## Overview

2024/05/21 09:59:00 15 minutes delayed

Price

73.95 HKD

Difference  0.20% (0.15)

### General attributes

ISIN	HK0941009539
Symbol	941
Exchange	Hong Kong Stock Exchange
Currency	HKD
Sector	Telecommunications
Security type	Stock
Market cap (m)	178,515 EUR
Benchmark	HANG SENG INDEX

### Market data

Bid (Bid size)	-
Ask (Ask size)	-
Open	73.80 HKD
High	74.25 HKD
Low	73.55 HKD
Close (prev. day)	73.80 HKD
VWAP	73.962924 HKD
Volume (pcs)	-
Trading volume	-
Number of trades	-
Last size	-

### Futures and Options

Related Futures	-
Related Options	-

5y










Information about previous performance does not guarantee future performance.

Source: FactSet

### Recent research

on instrument

on sector

Date	Headline	Download
2022/05/04	 Global Equity Ratings	
2022/05/04	 Aktienempfehlungen Global	
2022/04/27	 Global Equity Ratings	
2022/04/27	 Aktienempfehlungen Global	
2022/04/14	 Global Equity Ratings	

## Details

2024/05/21 09:59:00 15 minutes delayed

### Price

73.95 HKD

Difference ▲ 0.20% (0.15)

### General attributes

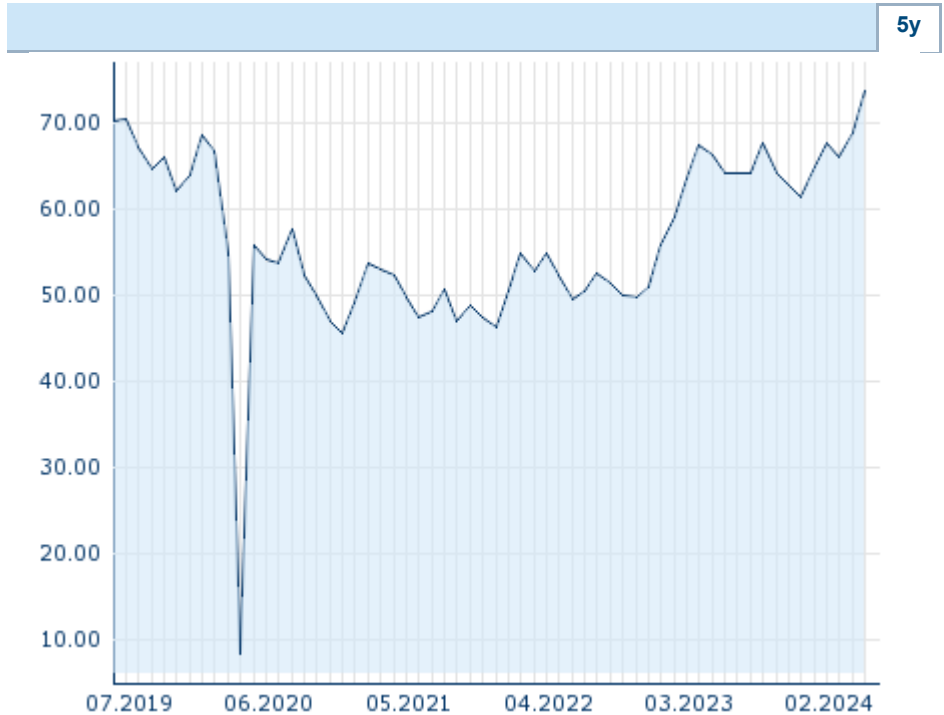
ISIN	HK0941009539
Symbol	941
Exchange	Hong Kong Stock Exchange
Currency	HKD
Sector	Telecommunications
Security type	Stock
Market cap (m)	178,515 EUR
Benchmark	HANG SENG INDEX

### Market data

Bid (Bid size)	-
Ask (Ask size)	-
Open	73.80 HKD
High	74.25 HKD
Low	73.55 HKD
Close (prev. day)	73.80 HKD
VWAP	73.962924 HKD
Volume (pcs)	-
Trading volume	-
Number of trades	-
Last size	-

### Performance and Risk

	6m	1y	3y
Perf (%)	+17.52%	+11.14%	+48.04%
Perf (abs.)	+11.00	+7.40	+23.95
Beta	0.36	0.95	0.42
Volatility	16.96	17.38	18.60



### Price data

Ø price 5 days   Ø volume 5 days (pcs.)	73.82 HKD (-)
Ø price 30 days   Ø volume 30 days (pcs.)	70.18 HKD (-)
Ø price 100 days   Ø volume 100 days (pcs.)	67.29 HKD (-)
Ø price 250 days   Ø volume 250 days (pcs.)	65.46 HKD (-)
YTD High   date	75.00 HKD (2024/05/13)
YTD Low   date	63.00 HKD (2024/01/22)
52 Weeks High   date	75.00 HKD (2024/05/13)
52 Weeks Low   date	60.90 HKD (2023/10/26)

### Arbitrage views

Exchange <span>⊕</span>	Date	Time	Price	Trading volume (mio.)	Number of trades
Stuttgart FXplus	2021/04/30	08:30	5.487 HKD	0.00	2
Stuttgart	2024/05/21	08:15	8.65 EUR	0.00	1
SIX Swiss Exchange	2020/02/10	17:36	8.30 CHF	0.00	1
Munich	2024/05/21	08:34	8.70 EUR	0.09	3
Hong Kong Stock	2024/05/21	09:59	73.95 HKD	-	-

Exchange	21					
Hanover	2024/05/ 21	09:27	8.65 EUR	0.00		1
Hamburg	2024/05/ 21	08:22	8.63 EUR	0.00		1
Frankfurt	2024/05/ 21	08:00	8.737 EUR	0.00		1
Duesseldorf	2024/05/ 21	09:30	8.66 EUR	0.00		2
Berlin	2024/05/ 21	09:15	8.69 EUR	0.00		2

## Company profile

### Company Logo



### Contact Details

CHINA MOBILE LTD.

--

60th Floor, The Center, 99 Queen's Road  
Central - - Hong Kong

Telefon: +852-3121-8888

Fax: +852-2511-9092

E-mail: -

### Company Profile

-

#### Members of Management Board

Biao He	Chairman of Managing Board
Jie Yang	Member of Executive Committee
Pizheng Li	Member of Executive Committee
Ronghua Li	Member of Executive Committee

#### Board of directors

Jie Yang	Chairman of Supervisory Board
Qiang Yang	Member of Supervisory Board
Ka Sze Lee	Member of Supervisory Board
Kin Wah Yiu	Member of Supervisory Board
May Yee Leung Ko	Member of Supervisory Board
Pizheng Li	Member of Supervisory Board
Rong Hua Li	Member of Supervisory Board