

CHINA MOBILE LTD.

15 minutes delayed

ISIN: **HK0941009539** WKN: -

Overview

2024/04/19 10:08:35 15 minutes delayed

Price

69.00 HKD

Difference  0.36% (0.25)

General attributes

ISIN	HK0941009539
Symbol	941
Exchange	Hong Kong Stock Exchange
Currency	HKD
Sector	Telecommunications
Security type	Stock
Market cap (m)	169,732 EUR
Benchmark	HANG SENG INDEX

Market data

Bid (Bid size)	-
Ask (Ask size)	-
Open	68.70 HKD
High	69.40 HKD
Low	68.20 HKD
Close (prev. day)	68.75 HKD
VWAP	68.895224 HKD
Volume (pcs)	-
Trading volume	-
Number of trades	-
Last size	-











Futures and Options

Related Futures	-
Related Options	-



Information about previous performance does not guarantee future performance.
Source: FactSet

Recent research

on instrument		on sector	
Date		Headline	Download
2022/05/04		Global Equity Ratings	
2022/05/04		Aktienempfehlungen Global	
2022/04/27		Global Equity Ratings	
2022/04/27		Aktienempfehlungen Global	
2022/04/14		Global Equity Ratings	

Details

2024/04/19 10:08:35 15 minutes delayed

Price

69.00 HKD

Difference ▲ 0.36% (0.25)

General attributes

ISIN	HK0941009539
Symbol	941
Exchange	Hong Kong Stock Exchange
Currency	HKD
Sector	Telecommunications
Security type	Stock
Market cap (m)	169,732 EUR
Benchmark	HANG SENG INDEX

Market data

Bid (Bid size)	-
Ask (Ask size)	-
Open	68.70 HKD
High	69.40 HKD
Low	68.20 HKD
Close (prev. day)	68.75 HKD
VWAP	68.895224 HKD
Volume (pcs)	-
Trading volume	-
Number of trades	-
Last size	-

Performance and Risk

	6m	1y	3y
Perf (%)	+3.17%	+3.50%	-
Perf (abs.)	+0.25	+0.28	-
Beta	0.36	0.85	0.41
Volatility	16.68	17.13	-

5y



Information about previous performance does not guarantee future performance.
Source: FactSet

Price data

Ø price 5 days Ø volume 5 days (pcs.)	68.58 HKD (-)
Ø price 30 days Ø volume 30 days (pcs.)	67.52 HKD (-)
Ø price 100 days Ø volume 100 days (pcs.)	65.64 HKD (-)
Ø price 250 days Ø volume 250 days (pcs.)	65.17 HKD (-)
YTD High date	69.50 HKD (2024/04/18)
YTD Low date	63.00 HKD (2024/01/22)
52 Weeks High date	70.20 HKD (2023/05/05)
52 Weeks Low date	60.90 HKD (2023/10/26)

All listings for CHINA MOBILE LTD.

Exchange	Date	Time	Price	Trading volume (mio.)	Number of trades
Stuttgart FXplus	2021/04/30	08:30	5.487 HKD	0.00	2
Stuttgart	2024/04/19	08:08	8.192 EUR	0.00	1
SIX Swiss Exchange	2020/02/10	17:36	8.30 CHF	0.00	1
Munich	2024/04/19	13:08	8.21 EUR	0.00	2
Hong Kong Stock	2024/04/19	10:08	69.00 HKD	-	-

Exchange	19					
Hanover	2024/04/ 19	08:00	8.183	EUR	0.00	1
Hamburg	2024/04/ 19	08:00	8.183	EUR	0.00	1
Frankfurt	2024/04/ 19	12:47	8.211	EUR	0.13	4
Duesseldorf	2024/04/ 19	12:30	8.22	EUR	0.00	3
Berlin	2024/04/ 19	13:09	8.23	EUR	0.00	4

Company profile

Company Logo



Contact Details

CHINA MOBILE LTD.

--

60th Floor, The Center, 99 Queen's Road
Central - - Hong Kong

Telefon: +852-3121-8888

Fax: +852-2511-9092

E-mail: -

Company Profile

-

Members of Management Board

Xin Dong	Chairman of Managing Board
Jie Yang	Member of Executive Committee
Pizheng Li	Member of Executive Committee
Ronghua Li	Member of Executive Committee

Board of directors

Jie Yang	Chairman of Supervisory Board
Qiang Yang	Member of Supervisory Board
Ka Sze Lee	Member of Supervisory Board
Kin Wah Yiu	Member of Supervisory Board
May Yee Leung Ko	Member of Supervisory Board
Pizheng Li	Member of Supervisory Board
Rong Hua Li	Member of Supervisory Board