

CHINA MOBILE LTD.

15 minutes delayed

ISIN: **HK0941009539**

WKN: -

Overview

2024/02/27 09:08:35 15 minutes delayed

Price

67.00 HKD

Difference  0.30% (0.20)

General attributes

ISIN	HK0941009539
Symbol	941
Exchange	Hong Kong Stock Exchange
Currency	HKD
Sector	Telecommunications
Security type	Stock
Market cap (m)	323,755 EUR
Benchmark	HANG SENG INDEX

Market data

Bid (Bid size)	-
Ask (Ask size)	-
Open	66.80 HKD
High	67.10 HKD
Low	66.25 HKD
Close (prev. day)	66.80 HKD
VWAP	66.739863 HKD
Volume (pcs)	-
Trading volume	-
Number of trades	-
Last size	-

Futures and Options

Related Futures	-
Related Options	-










5y



Information about previous performance does not guarantee future performance.

Source: FactSet

Recent research

on instrument		on sector	
Date		Headline	Download
2022/05/04		Global Equity Ratings	
2022/05/04		Aktienempfehlungen Global	
2022/04/27		Global Equity Ratings	
2022/04/27		Aktienempfehlungen Global	
2022/04/14		Global Equity Ratings	

Details

2024/02/27 09:08:35 15 minutes delayed

Price

67.00 HKD

Difference ▲ 0.30% (0.20)

General attributes

ISIN	HK0941009539
Symbol	941
Exchange	Hong Kong Stock Exchange
Currency	HKD
Sector	Telecommunications
Security type	Stock
Market cap (m)	323,755 EUR
Benchmark	HANG SENG INDEX

Market data

Bid (Bid size)	-
Ask (Ask size)	-
Open	66.80 HKD
High	67.10 HKD
Low	66.25 HKD
Close (prev. day)	66.80 HKD
VWAP	66.739863 HKD
Volume (pcs)	-
Trading volume	-
Number of trades	-
Last size	-

Performance and Risk

	6m	1y	3y
Perf (%)	+2.93%	+13.77%	-
Perf (abs.)	+0.23	+0.96	-
Beta	2.40	0.74	0.41
Volatility	16.84	18.90	-

5y



Information about previous performance does not guarantee future performance.
Source: FactSet

Price data

Ø price 5 days Ø volume 5 days (pcs.)	67.70 HKD (-)
Ø price 30 days Ø volume 30 days (pcs.)	66.49 HKD (-)
Ø price 100 days Ø volume 100 days (pcs.)	64.26 HKD (-)
Ø price 250 days Ø volume 250 days (pcs.)	64.62 HKD (-)
YTD High date	69.10 HKD (2024/02/21)
YTD Low date	63.00 HKD (2024/01/22)
52 Weeks High date	70.20 HKD (2023/05/05)
52 Weeks Low date	57.80 HKD (2023/02/28)

All listings for CHINA MOBILE LTD.

Exchange 📍	Date	Time	Price	Trading volume (mio.)	Number of trades
Stuttgart FXplus	2021/04/30	08:30	5.487 HKD	0.00	2
Stuttgart	2024/02/27	16:45	7.81 EUR	0.01	7
SIX Swiss Exchange	2020/02/10	17:36	8.30 CHF	0.00	1
Munich	2024/02/27	08:42	7.84 EUR	0.00	2
Hong Kong Stock	2024/02/27	09:08	67.00 HKD	-	-

Exchange	27					
Hanover	2024/02/27	20:13	7.95 EUR	0.00		2
Hamburg	2024/02/27	08:01	7.82 EUR	0.00		1
Frankfurt	2024/02/27	12:30	7.945 EUR	0.00		3
Duesseldorf	2024/02/27	19:30	7.795 EUR	0.00		5
Berlin	2024/02/27	21:05	7.885 EUR	0.00		7

Company profile

Company Logo



Contact Details

CHINA MOBILE LTD.

--

60th Floor, The Center, 99 Queen's Road
Central -- Hong Kong

Telefon: +852-3121-8888

Fax: +852-2511-9092

E-mail: -

Company Profile

-

Members of Management Board

Dong Xin Chairman of Managing Board

Li Ronghua Member of Executive Committee

Wang Yuhang Member of Executive Committee

Yang Jie Member of Executive Committee

Board of directors

Jie Yang Chairman of Supervisory Board

Qiang Yang Member of Supervisory Board

Ka Sze Lee Member of Supervisory Board

Kin Wah Yiu Member of Supervisory Board

May Yee Leung Ko Member of Supervisory Board

Pizheng Li Member of Supervisory Board

Rong Hua Li Member of Supervisory Board