

CHINA MOBILE LTD.

15 minutes delayed

ISIN: **HK0941009539** WKN: -

Overview

2023/03/24 09:08:08 15 minutes delayed

Price

62.55 HKD

Difference  -1.65% (-1.05)

General attributes

ISIN	HK0941009539
Symbol	941
Exchange	Hong Kong Stock Exchange
Currency	HKD
Sector	Telecommunications
Security type	Stock
Market cap (m)	150,529 EUR
Benchmark	HANG SENG INDEX

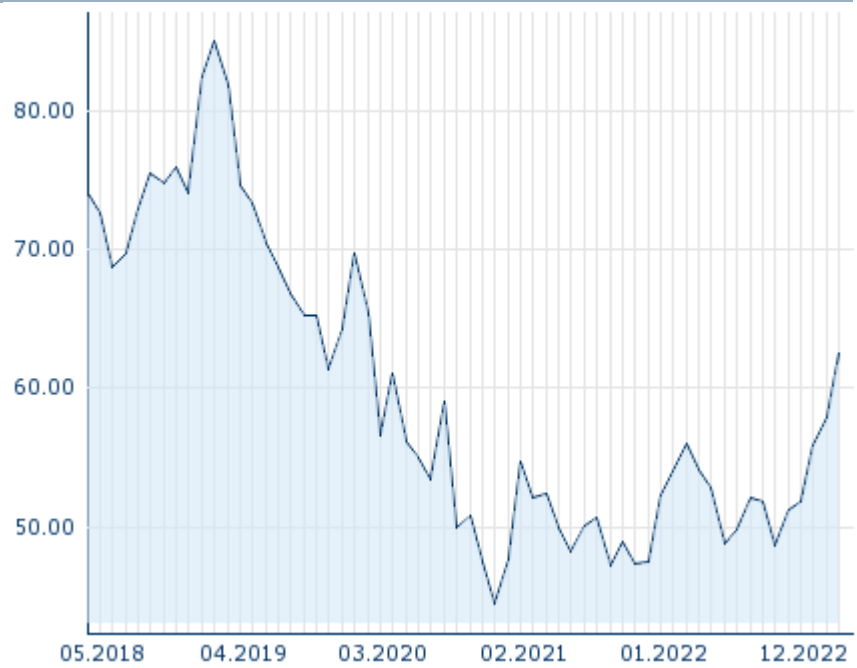
Market data

Bid (Bid size)	-
Ask (Ask size)	-
Open	62.70 HKD
High	63.25 HKD
Low	61.85 HKD
Close (prev. day)	63.60 HKD
VWAP	62.473108 HKD
Volume (pcs)	-
Trading volume	-
Number of trades	-
Last size	-

Futures and Options











Related Futures	-
Related Options	-

5y



Information about previous performance does not guarantee future performance.
Source: FactSet

Recent research

on instrument		on sector	
Date		Headline	Download
2022/05/04		Global Equity Ratings	
2022/05/04		Aktienempfehlungen Global	
2022/04/27		Global Equity Ratings	
2022/04/27		Aktienempfehlungen Global	
2022/04/14		Global Equity Ratings	

Details

2023/03/24 09:08:08 15 minutes delayed

Price

62.55 HKD

Difference ▼ -1.65% (-1.05)

General attributes

ISIN	HK0941009539
Symbol	941
Exchange	Hong Kong Stock Exchange
Currency	HKD
Sector	Telecommunications
Security type	Stock
Market cap (m)	150,529 EUR
Benchmark	HANG SENG INDEX

Market data

Bid (Bid size)	-
Ask (Ask size)	-
Open	62.70 HKD
High	63.25 HKD
Low	61.85 HKD
Close (prev. day)	63.60 HKD
VWAP	62.473108 HKD
Volume (pcs)	-
Trading volume	-
Number of trades	-
Last size	-

Performance and Risk

	6m	1y	3y
Perf (%)	+12.07%	+18.64%	+6.63%
Perf (abs.)	+0.79	+1.16	+0.46
Beta	0.33	0.31	0.15
Volatility	23.21	23.32	26.82

5y



Information about previous performance does not guarantee future performance.

Source: FactSet

Price data

Ø price 5 days Ø volume 5 days (pcs.)	63.18 HKD (-)
Ø price 30 days Ø volume 30 days (pcs.)	61.06 HKD (-)
Ø price 100 days Ø volume 100 days (pcs.)	54.89 HKD (-)
Ø price 250 days Ø volume 250 days (pcs.)	52.70 HKD (-)
YTD High date	66.10 HKD (2023/03/20)
YTD Low date	51.20 HKD (2023/01/03)
52 Weeks High date	66.10 HKD (2023/03/20)
52 Weeks Low date	46.80 HKD (2022/10/31)

All listings for CHINA MOBILE LTD.

Exchange	Date	Time	Price	Trading volume (mio.)	Number of trades
Tradegate	2021/03/29	22:26	5.61 EUR	0.35	55
Stuttgart FXplus	2021/04/30	08:30	5.487 HKD	0.00	2
Stuttgart	2023/03/24	15:54	7.35 EUR	0.01	5
SIX Swiss Exchange	2020/02/10	17:36	8.30 CHF	0.00	1
Munich	2023/03/08	08:02	7.407 EUR	0.00	1

	24						
Hong Kong Stock Exchange	2023/03/24	09:08	62.55 HKD	-			-
Hanover	2023/03/24	08:59	7.317 EUR	0.00			1
Hamburg	2023/03/24	08:01	7.317 EUR	0.00			1
Frankfurt	2023/03/24	21:46	7.37 EUR	0.06			6
Duesseldorf	2023/03/24	21:00	7.337 EUR	0.01			15
Berlin	2023/03/24	21:05	7.364 EUR	0.00			7

Company profile

Company Logo



Contact Details

CHINA MOBILE LTD.

--

60th Floor, The Center, 99 Queen's Road
Central -- Hong Kong

Telefon: +852-3121-8888

Fax: +852-2511-9092

E-mail: -

Company Profile

-

Members of Management Board

Dong Xin Chairman of Managing Board

Li Ronghua Member of Executive Committee

Wang Yuhang Member of Executive Committee

Yang Jie Member of Executive Committee

Board of directors

Jie Yang Chairman of Supervisory Board

Qiang Yang Member of Supervisory Board

Ka Sze Lee Member of Supervisory Board

Kin Wah Yiu Member of Supervisory Board

May Yee Leung Ko Member of Supervisory Board

Pizheng Li Member of Supervisory Board

Rong Hua Li Member of Supervisory Board