

BRITISH POUND / JAPANESE YEN (GBP/JPY)

2024/07/26 23:29:36

Price

197.8380 JPY

1 GBP = 197.8380 JPY

1 JPY = 0.00505 GBP

Difference

 0.13%
(0.26)

General attributes

Exchange rate

-

Exchange

OTCD FX Premium

Security type

Currency

Market data

Open

197.5770 JPY

High

199.1390 JPY

Low

196.8560 JPY

Close (prev. day)

197.5790 JPY

Performance and Risk

| | 6m | 1y | 3y |
|-------------|--------|--------|---------|
| Perf (%) | +5.11% | +9.03% | +29.74% |
| Perf (abs.) | +9.61 | +16.39 | +45.35 |
| Beta | - | - | - |
| Volatility | 6.90 | 7.45 | 9.04 |

Futures and Options

Related Futures

11

Related Options

-

5y



Information about previous performance does not guarantee future performance.










Source: FactSet

Price data

| | |
|---|---------------------------|
| Ø price 5 days Ø volume 5 days (pcs.) | 199.5590 JPY (0) |
| Ø price 30 days Ø volume 30 days (pcs.) | 203.7969 JPY (0) |
| Ø price 100 days Ø volume 100 days (pcs.) | 199.5750 JPY (0) |
| Ø price 250 days Ø volume 250 days (pcs.) | 192.2390 JPY (0) |
| YTD High date | 208.1110 JPY (2024/07/11) |
| YTD Low date | 178.7290 JPY (2024/01/02) |
| 52 Weeks High date | 208.1110 JPY (2024/07/11) |
| 52 Weeks Low date | 176.3020 JPY (2023/07/28) |

Recent research

on market

| Date | Headline | Download |
|------------|---|---|
| 2024/07/25 |  CEE Special Report Can we work more for longer? |  |
| 2024/07/22 |  CEE Baltics Economic performance further diver... |  |
| 2024/07/22 |  Märkte preisen Trump noch nicht ein | |
| 2024/07/22 |  Will Hungarian central bank pause or continue with... |  |
| 2024/07/18 |  Western Balkan and the EU - who is ready? |  |