

## AIR FRANCE-KLM SA

ISIN: **FR001400J770** WKN: **3112**

## Overview

2024/07/12 17:38:06

Price

8.046 EUR

Difference  -1.45% (-0.12)

## General attributes

|                |                |
|----------------|----------------|
| ISIN           | FR001400J770   |
| Symbol         | AF             |
| Exchange       | Euronext Paris |
| Currency       | EUR            |
| Sector         | Transport      |
| Security type  | Stock          |
| Market cap (m) | 2,113 EUR      |
| Benchmark      | CAC 40 INDEX   |

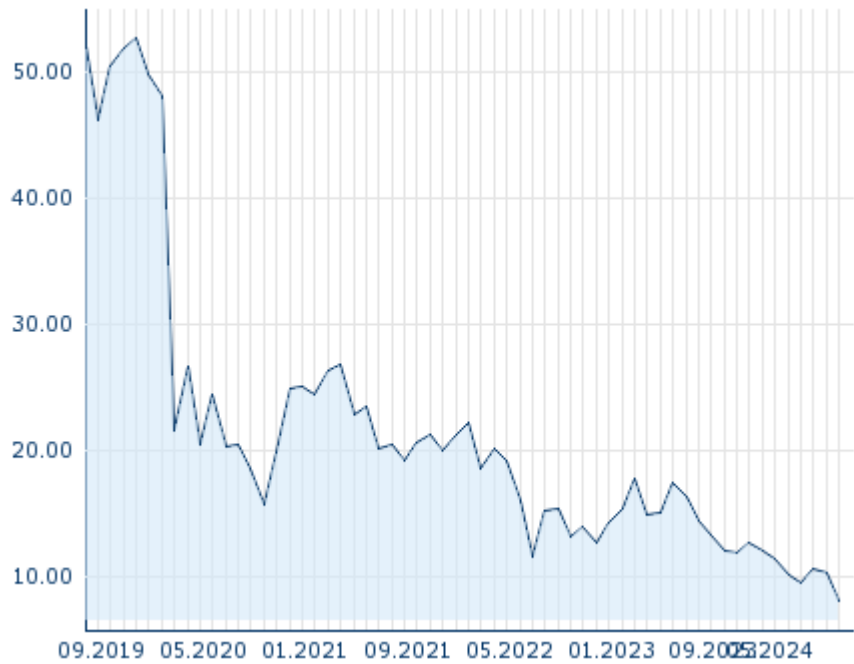
## Market data

|                   |                 |
|-------------------|-----------------|
| Bid (Bid size)    | 8.02 EUR (35)   |
| Ask (Ask size)    | 8.098 EUR (350) |
| Open              | 8.046 EUR       |
| High              | 8.158 EUR       |
| Low               | 7.966 EUR       |
| Close (prev. day) | 8.164 EUR       |
| VWAP              | 8.045884 EUR    |
| Volume (pcs)      | 1,998,527       |
| Trading volume    | 16,071,371.00   |
| Number of trades  | 3,979           |
| Last size         | 200             |

## Futures and Options





|                 |    |
|-----------------|----|
| Related Futures | 24 |
| Related Options | -  |

5y



Information about previous performance does not guarantee future performance.  
Source: FactSet

## Recent research

| on sector  |   | on market                     |   |
|------------|---|-------------------------------|---|
| Date       |   | Headline                      | Download  |
| 2024/07/12 |  | Global Equity Ratings         |  |
| 2024/07/12 |  | Aktienempfehlungen Global     |  |
| 2024/07/09 |  | Aktienempfehlungen Österreich |  |
| 2024/06/28 |  | Equity Weekly                 |  |
| 2024/06/24 |  | Aktienempfehlungen Österreich |  |

## Details

2024/07/12 17:38:06

## Price

8.046 EUR

Difference  -1.45% (-0.12)

## General attributes

|                |                |
|----------------|----------------|
| ISIN           | FR001400J770   |
| Symbol         | AF             |
| Exchange       | Euronext Paris |
| Currency       | EUR            |
| Sector         | Transport      |
| Security type  | Stock          |
| Market cap (m) | 2,113 EUR      |
| Benchmark      | CAC 40 INDEX   |

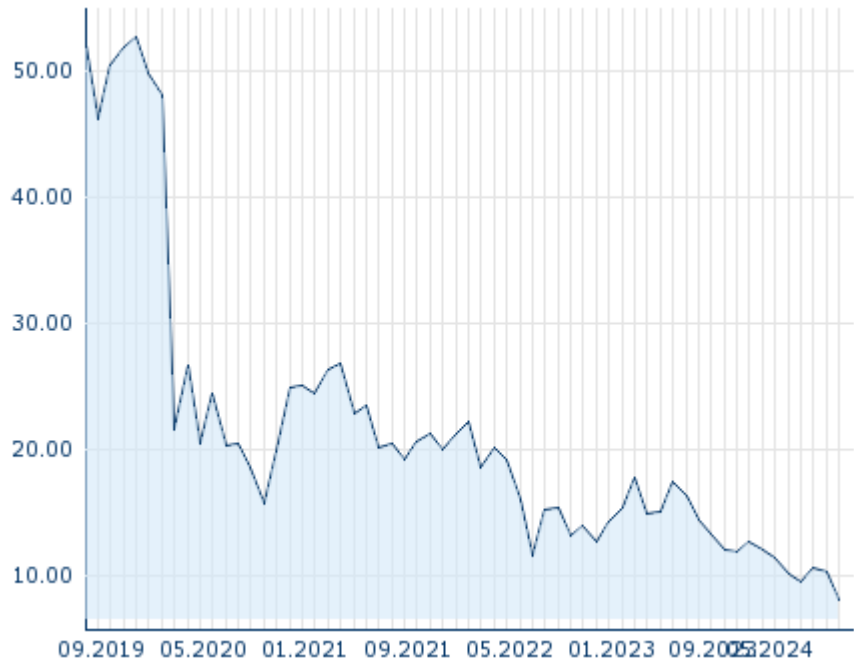
## Market data

|                   |                 |
|-------------------|-----------------|
| Bid (Bid size)    | 8.02 EUR (35)   |
| Ask (Ask size)    | 8.098 EUR (350) |
| Open              | 8.046 EUR       |
| High              | 8.158 EUR       |
| Low               | 7.966 EUR       |
| Close (prev. day) | 8.164 EUR       |
| VWAP              | 8.045884 EUR    |
| Volume (pcs)      | 1,998,527       |
| Trading volume    | 16,071,371.00   |
| Number of trades  | 3,979           |
| Last size         | 200             |

## Performance and Risk

|             | 6m      | 1y      | 3y      |
|-------------|---------|---------|---------|
| Perf (%)    | -33.54% | -50.70% | -60.12% |
| Perf (abs.) | -4.07   | -8.30   | -12.16  |
| Beta        | 1.04    | 1.27    | 1.28    |
| Volatility  | 35.34   | 35.03   | 42.55   |

5y



Information about previous performance does not guarantee future performance.  
Source: FactSet

## Price data

|   |                         |
|---|-------------------------|
| Ø price 5 days   Ø volume 5 days (pcs.)     | 8.266 EUR (1,461,775)   |
| Ø price 30 days   Ø volume 30 days (pcs.)   | 9.282 EUR (1,519,895)   |
| Ø price 100 days   Ø volume 100 days (pcs.) | 9.901 EUR (1,782,850)   |
| Ø price 250 days   Ø volume 250 days (pcs.) | 11.576 EUR (1,612,435)  |
| YTD High   date                             | 13.828 EUR (2024/01/02) |
| YTD Low   date                              | 7.872 EUR (2024/07/01)  |
| 52 Weeks High   date                        | 16.660 EUR (2023/07/13) |
| 52 Weeks Low   date                         | 7.872 EUR (2024/07/01)  |

## Arbitrage views

| Exchange  | Date       | Time  | Price     | Trading volume (mio.) | Number of trades |
|--|------------|-------|-----------|-----------------------|------------------|
| Xetra  | 2024/07/12 | 16:05 | 8.084 EUR | 0.05                  | 17               |
| Vienna Stock Exchange  | 2024/07/12 | 15:30 | 8.048 EUR | 0.03                  | 7                |
| Tradegate  | 2024/07/12 | 22:26 | 8.046 EUR | 0.25                  | 300              |
| Stuttgart  | 2024/07/12 | 15:22 | 8.008 EUR | 0.00                  | 10               |
| Munich   | 2024/07/12 | 08:01 | 8.042 EUR | 0.00                  | 2                |

|   |                |       |           |       |  |  |       |
|---|----------------|-------|-----------|-------|--|--|-------|
|   | 07/12          |       |           |       |  |  |       |
| London Stock Exchange<br>European Trade Reporting | 2024/<br>07/12 | 17:30 | 8.086 EUR | 0.00  |  |  | 1     |
| Hanover   | 2024/<br>07/12 | 12:38 | 8.05 EUR  | 0.00  |  |  | 2     |
| Hamburg   | 2024/<br>07/12 | 08:05 | 8.022 EUR | 0.00  |  |  | 3     |
| Frankfurt   | 2024/<br>07/12 | 08:51 | 8.082 EUR | 0.00  |  |  | 1     |
| FINRA other OTC Issues                            | 2024/<br>07/03 | 15:40 | 8.98 USD  | 0.00  |  |  | 1     |
| Euronext Paris                                    | 2024/<br>07/12 | 17:38 | 8.046 EUR | 16.07 |  |  | 3,979 |
| Euronext Milan MTF Trading<br>After Hours         | 2024/<br>06/27 | 18:00 | 8.362 EUR | 0.00  |  |  | 1     |
| Euronext Milan MTF Global<br>Equity Market        | 2024/<br>07/12 | 17:44 | 8.06 EUR  | 0.16  |  |  | 51    |
| Duesseldorf                                       | 2024/<br>07/12 | 08:12 | 8.012 EUR | 0.00  |  |  | 1     |
| Berlin  | 2024/<br>07/12 | 08:08 | 8.002 EUR | 0.00  |  |  | 3     |

## Company profile

### Company Logo



### Contact Details

AIR FRANCE-KLM SA

--

7 Rue du Cirque - 75008 Paris

Telefon: +33-1-43-17-20-20

Fax: +

E-mail: [mail.airfranceklmfinance@airfrance.fr](mailto:mail.airfranceklmfinance@airfrance.fr)

### Company Profile

-

#### Members of Management Board

|                       |                               |
|-----------------------|-------------------------------|
| Benjamin Smith        | Chairman of Managing Board    |
| Adriaan den Heijer    | Member of Executive Committee |
| Alexandre Boissy      | Member of Executive Committee |
| Angus Clarke          | Member of Executive Committee |
| Anne Brachet          | Member of Executive Committee |
| Anne Rigail           | Member of Executive Committee |
| Constance Thio        | Member of Executive Committee |
| Henri de Peyrelongue  | Member of Executive Committee |
| Marjan Rintel         | Member of Executive Committee |
| Oltion Carkaxhija     | Member of Executive Committee |
| Pierre-Olivier Bandet | Member of Executive Committee |
| Steven Zaat           | Member of Executive Committee |

#### Board of directors

|                          |                               |
|--------------------------|-------------------------------|
| Anne-Marie Couderc       | Chairman of Supervisory Board |
| Dirk-Jan van den Berg    | Member of Supervisory Board   |
| Alain Bellemare          | Member of Supervisory Board   |
| Alexander Rijn Wynaendts | Member of Supervisory Board   |
| Anne-Marie Idrac         | Member of Supervisory Board   |
| Cees't C. Hart           | Member of Supervisory Board   |
| Didier Dague             | Member of Supervisory Board   |
| Florence Parly           | Member of Supervisory Board   |
| Gwenaëlle Avice-Huet     | Member of Supervisory Board   |
| Isabelle Bouillot        | Member of Supervisory Board   |
| Jian Wang                | Member of Supervisory Board   |
| Leni M. T. Boeren        | Member of Supervisory Board   |
| Michel Delli-Zotti       | Member of Supervisory Board   |
| Nicolas Foretz           | Member of Supervisory Board   |
| Pascal Bouchiat          | Member of Supervisory Board   |
| Terence Tilgenkamp       | Member of Supervisory Board   |
| Yann Leriche             | Member of Supervisory Board   |