

## SEB S.A.

ISIN: FR0000121709

WKN: 12170

## Overview

2024/07/29 17:35:26

## Price

93.25 EUR

Difference  -1.27% (-1.20)

## General attributes

ISIN	FR0000121709
Symbol	SK
Exchange	Euronext Paris
Currency	EUR
Sector	Consumer Products
Security type	Stock
Market cap (m)	5,160 EUR
Benchmark	CAC 40 INDEX

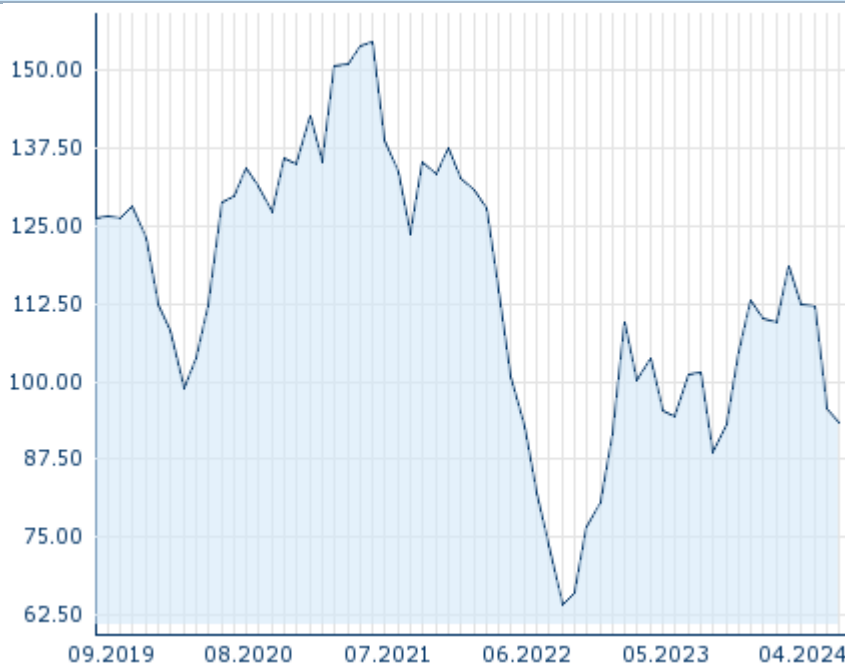
## Market data

Bid (Bid size)	93.10 EUR (5)
Ask (Ask size)	96.00 EUR (205)
Open	95.10 EUR
High	95.20 EUR
Low	93.25 EUR
Close (prev. day)	94.45 EUR
VWAP	93.849313 EUR
Volume (pcs)	44,533
Trading volume	4,179,391.00
Number of trades	1,073
Last size	50

## Futures and Options





Related Futures	24
Related Options	-

5y



Information about previous performance does not guarantee future performance.  
Source: FactSet

## Recent research

on sector	on market		
Date	Headline		Download
2024/07/29	 Aktienempfehlungen Österreich		
2024/07/26	 Equity Weekly		
2024/07/24	 Global Equity Ratings		
2024/07/24	 Aktienempfehlungen Global		
2024/07/15	 Aktienempfehlungen Global		

## Details

2024/07/29 17:35:26

## Price

93.25 EUR

Difference ▼ -1.27% (-1.20)

## General attributes

ISIN	FR0000121709
Symbol	SK
Exchange	Euronext Paris
Currency	EUR
Sector	Consumer Products
Security type	Stock
Market cap (m)	5,160 EUR
Benchmark	CAC 40 INDEX

## Market data

Bid (Bid size)	93.10 EUR (5)
Ask (Ask size)	96.00 EUR (205)
Open	95.10 EUR
High	95.20 EUR
Low	93.25 EUR
Close (prev. day)	94.45 EUR
VWAP	93.849313 EUR
Volume (pcs)	44,533
Trading volume	4,179,391.00
Number of trades	1,073
Last size	50

## Performance and Risk

	6m	1y	3y
Perf (%)	-14.68%	-6.58%	-
Perf (abs.)	-16.25	-6.65	-
Beta	1.23	1.09	0.86
Volatility	28.94	25.95	-

5y



Information about previous performance does not guarantee future performance.  
Source: FactSet

## Price data

Ø price 5 days   Ø volume 5 days (pcs.)	97.07 EUR (64,972)
Ø price 30 days   Ø volume 30 days (pcs.)	101.23 EUR (50,165)
Ø price 100 days   Ø volume 100 days (pcs.)	109.88 EUR (50,987)
Ø price 250 days   Ø volume 250 days (pcs.)	105.15 EUR (57,845)
YTD High   date	120.20 EUR (2024/03/28)
YTD Low   date	92.85 EUR (2024/07/26)
52 Weeks High   date	120.20 EUR (2024/03/28)
52 Weeks Low   date	84.65 EUR (2023/10/26)

## Arbitrage views

Exchange	Date	Time	Price	Trading volume (mio.)	Number of trades
Vienna Stock Exchange	2024/07/29	15:30	94.20 EUR	0.00	4
Tradegate	2024/07/29	22:26	93.50 EUR	0.00	2
Stuttgart	2024/07/29	15:32	93.95 EUR	0.00	9
Munich	2024/07/29	08:00	94.75 EUR	0.00	2
London Stock Exchange	2024/	17:30	93.375 EUR	0.00	2

European Trade Reporting	07/29					
Frankfurt	2024/ 07/29	21:49	93.45 EUR	0.00		3
FINRA other OTC Issues	2024/ 07/11	21:28	106.48 USD	0.00		1
Euronext Paris	2024/ 07/29	17:35	93.25 EUR	4.18		1,073
Euronext Milan MTF Trading After Hours	-	-	-	0.00		-
Duesseldorf	2024/ 07/29	08:11	94.60 EUR	0.00		2
Berlin	2024/ 07/29	21:50	93.60 EUR	0.00		19

## Company profile

### Company Logo



### Contact Details

SEB SA

--

-- --

Telefon: -

Fax: -

E-mail: -

### Company Profile

-

#### Members of Management Board

Thierry de La Tour d'Artaise	Chairman of Managing Board
Nathalie Lomon	Member of Executive Committee
Stanislas De Gramont	Member of Executive Committee

#### Board of directors

Thierry Arnaud de la Tour d'Artaise	Chairman of Supervisory Board
Anne Guérin	Member of Supervisory Board
Aude de Vassart	Member of Supervisory Board
Bertrand Finet	Member of Supervisory Board
Brigitte Forestier	Member of Supervisory Board
Caroline Chevalley	Member of Supervisory Board
Catherine Pourre	Member of Supervisory Board
Damarys Braida	Member of Supervisory Board
Jean-Pierre Duprieu	Member of Supervisory Board
Jérôme Lescure	Member of Supervisory Board
Laurent Henry	Member of Supervisory Board
Nora Bey	Member of Supervisory Board
Thierry Lescure	Member of Supervisory Board
William Gairard	Member of Supervisory Board
Yseulys Costes	Member of Supervisory Board