

SOPRA STERIA GROUP S.A.

ISIN: **FR0000050809** WKN: **5080**

Overview

2024/09/16 17:35:14

Price

186.60 EUR

Difference  -1.84% (-3.50)

General attributes

ISIN	FR0000050809
Symbol	SOP
Exchange	Euronext Paris
Currency	EUR
Sector	Software
Security type	Stock
Market cap (m)	3,834 EUR
Benchmark	CAC 40 INDEX

Market data

Bid (Bid size)	186.50 EUR (215)
Ask (Ask size)	187.70 EUR (175)
Open	189.00 EUR
High	190.30 EUR
Low	186.60 EUR
Close (prev. day)	190.10 EUR
VWAP	188.093672 EUR
Volume (pcs)	52,335
Trading volume	9,824,195.00
Number of trades	1,769
Last size	3

Futures and Options




Related Futures	24
Related Options	-

5y



Information about previous performance does not guarantee future performance.
Source: FactSet

Recent research

on sector		on market	
Date		Headline	Download
2024/09/11		Global Equity Ratings	
2024/09/11		Aktienempfehlungen Global	
2024/09/09		Aktienempfehlungen Österreich	
2024/09/06		Equity Weekly	
2024/09/05		Global Equity Ratings	

Details

2024/09/16 17:35:14

Price

186.60 EUR

Difference ▼ -1.84% (-3.50)

General attributes

ISIN	FR0000050809
Symbol	SOP
Exchange	Euronext Paris
Currency	EUR
Sector	Software
Security type	Stock
Market cap (m)	3,834 EUR
Benchmark	CAC 40 INDEX

Market data

Bid (Bid size)	186.50 EUR (215)
Ask (Ask size)	187.70 EUR (175)
Open	189.00 EUR
High	190.30 EUR
Low	186.60 EUR
Close (prev. day)	190.10 EUR
VWAP	188.093672 EUR
Volume (pcs)	52,335
Trading volume	9,824,195.00
Number of trades	1,769
Last size	3

Performance and Risk

	6m	1y	3y
Perf (%)	-18.76%	-2.80%	+8.07%
Perf (abs.)	-43.30	-5.40	+14.00
Beta	-	-	-
Volatility	32.07	30.31	30.08

5y



Information about previous performance does not guarantee future performance.
Source: FactSet

Price data

Ø price 5 days Ø volume 5 days (pcs.)	184.00 EUR (36,584)
Ø price 30 days Ø volume 30 days (pcs.)	172.20 EUR (28,290)
Ø price 100 days Ø volume 100 days (pcs.)	191.74 EUR (31,838)
Ø price 250 days Ø volume 250 days (pcs.)	198.59 EUR (31,024)
YTD High date	239.60 EUR (2024/03/01)
YTD Low date	159.50 EUR (2024/08/05)
52 Weeks High date	239.60 EUR (2024/03/01)
52 Weeks Low date	150.00 EUR (2023/10/27)

Arbitrage views

Exchange	Date	Time	Price	Trading volume (mio.)	Number of trades
Tradegate	2024/09/16	22:26	187.50 EUR	0.00	5
Stuttgart	2024/09/16	21:30	187.00 EUR	0.00	11
Munich	2024/09/16	08:16	189.10 EUR	0.00	2
London Stock Exchange European Trade Reporting	2024/09/16	17:30	188.90 EUR	0.00	2
Frankfurt	2024/09/16	08:04	189.30 EUR	0.00	2

	09/16					
FINRA other OTC Issues	2024/ 07/08	17:15	209.00 USD	0.02		1
Euronext Paris	2024/ 09/16	17:35	186.60 EUR	9.82		1,769
Euronext Milan MTF Trading After Hours	-	-	-	0.00		-
Duesseldorf	2024/ 09/16	08:11	189.40 EUR	0.00		3
Berlin	2024/ 09/16	08:16	189.10 EUR	0.00		3

Company profile

Company Logo



Contact Details

SOPRA STERIA GROUP SA

--

9 bis rue de Presbourg - 75116 Paris

Telefon: +33 01 40 67 29 29

Fax: +33 01 40 67 29 30

E-mail: -

Company Profile

Board of directors

Pierre Pasquier	Chairman of Supervisory Board
Marie-Hélène Rigal-Drogerys	Member of Supervisory Board
André Einaudi	Member of Supervisory Board
Astrid Anciaux	Member of Supervisory Board
David Elmalem	Member of Supervisory Board
Eric Hayat	Member of Supervisory Board
Eric Pasquier	Member of Supervisory Board
Hélène Badosa	Member of Supervisory Board
Jean-Luc Placet	Member of Supervisory Board
Jessica Scale	Member of Supervisory Board
Kathleen Clark-Bracco	Member of Supervisory Board
Michael Gollner	Member of Supervisory Board
Noëlle Lenoir	Member of Supervisory Board
Pascal Daloz	Member of Supervisory Board
Rémy Wéber	Member of Supervisory Board
Sonia Criseo	Member of Supervisory Board
Sylvie Rémond	Member of Supervisory Board
Yves de Talhouët	Member of Supervisory Board