

## KAMUX OYJ

ISIN: FI4000206750

WKN: -

## Overview

2024/06/24 17:03:04

Price  
5.50 EURDifference  -0.54% (-0.03)

## General attributes

|                |                 |
|----------------|-----------------|
| ISIN           | FI4000206750    |
| Symbol         | KAMUX           |
| Exchange       | Nasdaq Helsinki |
| Currency       | EUR             |
| Sector         | Commerce        |
| Security type  | Stock           |
| Market cap (m) | 221 EUR         |
| Benchmark      | OMX HELSINKI 25 |

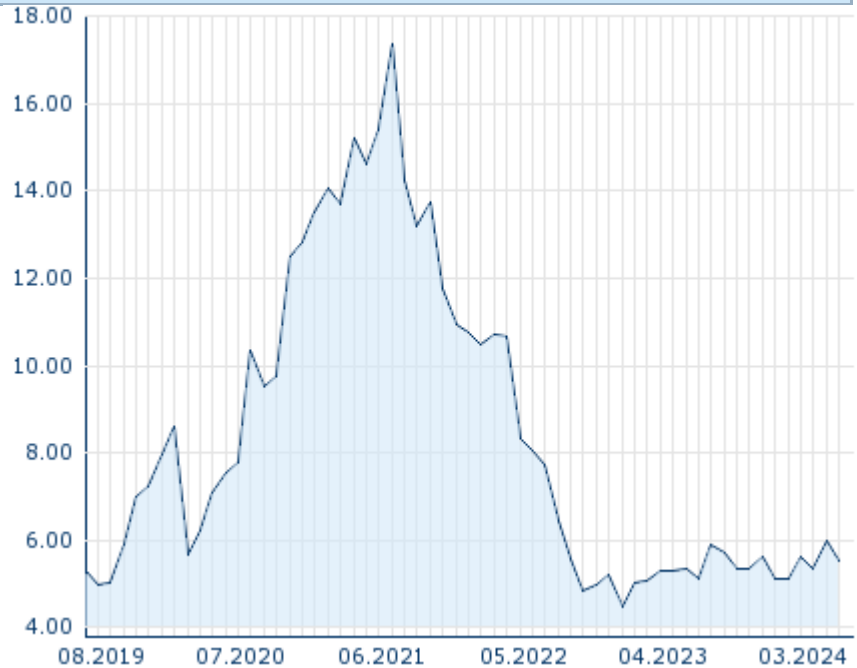
## Market data

|                   |                |
|-------------------|----------------|
| Bid (Bid size)    | 5.50 EUR (465) |
| Ask (Ask size)    | 5.52 EUR (800) |
| Open              | 5.48 EUR       |
| High              | 5.55 EUR       |
| Low               | 5.38 EUR       |
| Close (prev. day) | 5.53 EUR       |
| VWAP              | 5.477736 EUR   |
| Volume (pcs)      | 19,601         |
| Trading volume    | 107,148.30     |
| Number of trades  | 113            |
| Last size         | 8              |

## Futures and Options










|                 |   |
|-----------------|---|
| Related Futures | 1 |
| Related Options | - |

5y



Information about previous performance does not guarantee future performance.  
Source: FactSet

## Recent research

| on sector  | on market   |                           |   |
|------------|---|---------------------------|---|
| Date       |   | Headline                  | Download  |
| 2024/06/21 |  | Equity Weekly             |  |
| 2024/06/21 |  | Global Equity Ratings     |  |
| 2024/06/21 |  | Aktienempfehlungen Global |  |
| 2024/06/14 |  | Global Equity Ratings     |  |
| 2024/06/14 |  | Aktienempfehlungen Global |  |

## Details

2024/06/24 17:03:04

## Price

5.50 EUR

Difference ▼ -0.54% (-0.03)

## General attributes

|                |                 |
|----------------|-----------------|
| ISIN           | F14000206750    |
| Symbol         | KAMUX           |
| Exchange       | Nasdaq Helsinki |
| Currency       | EUR             |
| Sector         | Commerce        |
| Security type  | Stock           |
| Market cap (m) | 221 EUR         |
| Benchmark      | OMX HELSINKI 25 |

## Market data

|                   |                |
|-------------------|----------------|
| Bid (Bid size)    | 5.50 EUR (465) |
| Ask (Ask size)    | 5.52 EUR (800) |
| Open              | 5.48 EUR       |
| High              | 5.55 EUR       |
| Low               | 5.38 EUR       |
| Close (prev. day) | 5.53 EUR       |
| VWAP              | 5.477736 EUR   |
| Volume (pcs)      | 19,601         |
| Trading volume    | 107,148.30     |
| Number of trades  | 113            |
| Last size         | 8              |

## Performance and Risk

|             | 6m     | 1y     | 3y      |
|-------------|--------|--------|---------|
| Perf (%)    | -2.64% | +1.19% | -64.02% |
| Perf (abs.) | -0.15  | +0.07  | -9.84   |
| Beta        | 0.93   | 0.83   | 0.89    |
| Volatility  | 26.87  | 30.01  | 35.81   |

5y



Information about previous performance does not guarantee future performance.  
Source: FactSet

## Price data

|   |                       |
|---|-----------------------|
| Ø price 5 days   Ø volume 5 days (pcs.)     | 5.55 EUR (29,418)     |
| Ø price 30 days   Ø volume 30 days (pcs.)   | 5.84 EUR (51,015)     |
| Ø price 100 days   Ø volume 100 days (pcs.) | 5.55 EUR (49,511)     |
| Ø price 250 days   Ø volume 250 days (pcs.) | 5.51 EUR (46,436)     |
| YTD High   date                             | 6.20 EUR (2024/06/03) |
| YTD Low   date                              | 4.88 EUR (2024/03/01) |
| 52 Weeks High   date                        | 6.26 EUR (2023/09/04) |
| 52 Weeks Low   date                         | 4.86 EUR (2023/10/30) |

## Arbitrage views

| Exchange        | Date       | Time  | Price      | Trading volume (mio.) | Number of trades |
|-----------------|------------|-------|------------|-----------------------|------------------|
| Tradegate       | 2024/06/24 | 09:03 | 5.49 EUR   | 0.00                  | 1                |
| Stuttgart       | 2024/06/24 | 16:07 | 5.46 EUR   | 0.00                  | 3                |
| Nasdaq Helsinki | 2024/06/24 | 17:03 | 5.50 EUR   | 0.11                  | 113              |
| Munich          | 2024/06/24 | 08:10 | 5.54 EUR   | 0.00                  | 1                |
| London Stock    | 2024/03/   | 13:49 | 5.2510 EUR | 0.01                  | 1                |

|                           |                |       |           |      |  |    |
|---------------------------|----------------|-------|-----------|------|--|----|
| Exchange                  | 04             |       |           |      |  |    |
| Frankfurt                 | 2024/06/<br>24 | 08:25 | 5.43 EUR  | 0.00 |  | 1  |
| FINRA other OTC<br>Issues | 2021/12/<br>15 | 16:19 | 12.17 USD | 0.02 |  | 1  |
| Duesseldorf               | 2024/06/<br>24 | 08:11 | 5.46 EUR  | 0.00 |  | 1  |
| Berlin                    | 2024/06/<br>24 | 17:00 | 5.51 EUR  | 0.00 |  | 12 |

## Company profile

### Company Logo



### Company Profile

-

### Contact Details

KAMUX

--

----

Telefon: -

Fax: -

E-mail: -