

## KAMUX OYJ

ISIN: FI4000206750

WKN: -

## Overview

2024/05/24 09:26:36

Price  
5.94 EURDifference  0.00% (0.00)

## General attributes

ISIN	FI4000206750
Symbol	KAMUX
Exchange	Nasdaq Helsinki
Currency	EUR
Sector	Commerce
Security type	Stock
Market cap (m)	238 EUR
Benchmark	OMX HELSINKI 25

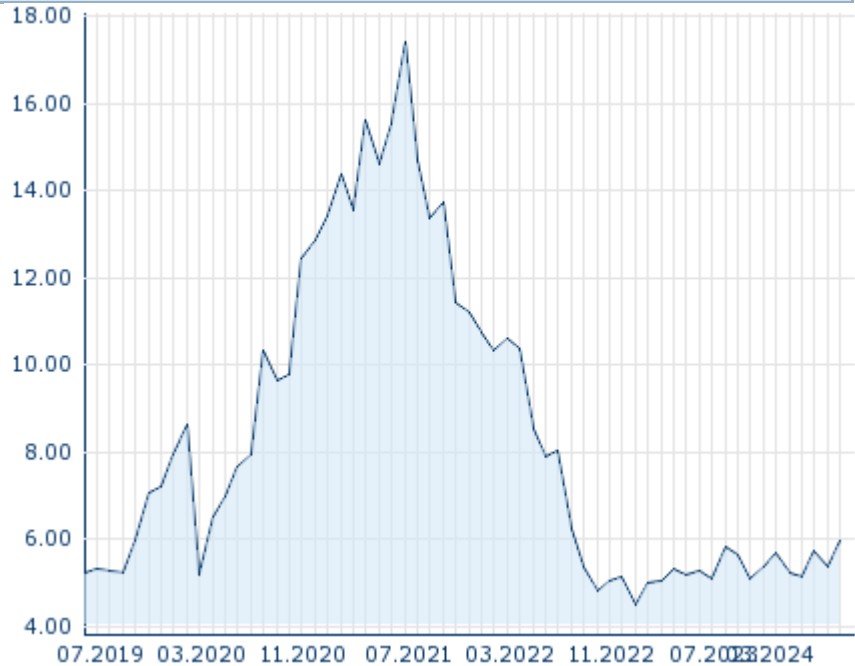
## Market data

Bid (Bid size)	5.91 EUR (482)
Ask (Ask size)	5.95 EUR (397)
Open	5.93 EUR
High	5.94 EUR
Low	5.90 EUR
Close (prev. day)	5.94 EUR
VWAP	5.931916 EUR
Volume (pcs)	1,884
Trading volume	11,175.73
Number of trades	28
Last size	75

## Futures and Options











Related Futures	1
Related Options	-

5y



Information about previous performance does not guarantee future performance.  
Source: FactSet

## Recent research

on sector	on market		
Date		Headline	Download
2024/04/26		Global Equity Ratings	
2024/04/26		Aktienempfehlungen Global	
2024/04/03		Global Equity Ratings	
2024/04/03		Aktienempfehlungen Global	
2024/03/13		Global Equity Ratings	

## Details

2024/05/24 09:26:36

## Price

5.94 EUR

Difference ↔ 0.00% (0.00)

## General attributes

ISIN	F14000206750
Symbol	KAMUX
Exchange	Nasdaq Helsinki
Currency	EUR
Sector	Commerce
Security type	Stock
Market cap (m)	238 EUR
Benchmark	OMX HELSINKI 25

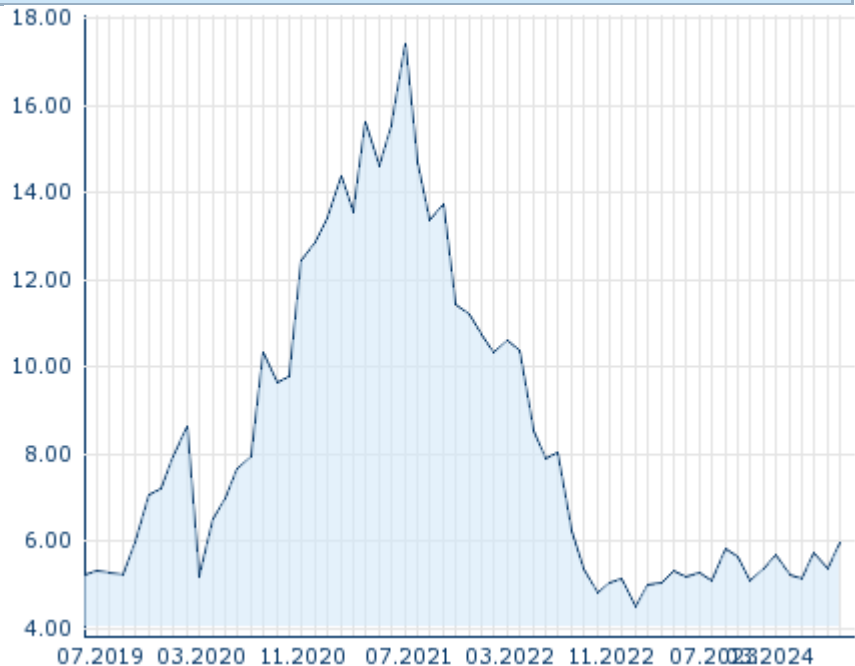
## Market data

Bid (Bid size)	5.91 EUR (482)
Ask (Ask size)	5.95 EUR (397)
Open	5.93 EUR
High	5.94 EUR
Low	5.90 EUR
Close (prev. day)	5.94 EUR
VWAP	5.931916 EUR
Volume (pcs)	1,884
Trading volume	11,175.73
Number of trades	28
Last size	75

## Performance and Risk

	6m	1y	3y
Perf (%)	+10.92%	+14.67%	-59.29%
Perf (abs.)	+0.59	+0.76	-8.65
Beta	0.92	0.81	0.88
Volatility	26.23	29.91	35.65

5y



Information about previous performance does not guarantee future performance.  
Source: FactSet

## Price data

Ø price 5 days   Ø volume 5 days (pcs.)	5.94 EUR (84,308)
Ø price 30 days   Ø volume 30 days (pcs.)	5.62 EUR (43,346)
Ø price 100 days   Ø volume 100 days (pcs.)	5.46 EUR (46,564)
Ø price 250 days   Ø volume 250 days (pcs.)	5.48 EUR (46,706)
YTD High   date	6.13 EUR (2024/05/20)
YTD Low   date	4.88 EUR (2024/03/01)
52 Weeks High   date	6.26 EUR (2023/09/04)
52 Weeks Low   date	4.86 EUR (2023/10/30)

## Arbitrage views

Exchange <span>↕</span>	Date	Time	Price	Trading volume (mio.)	Number of trades
Tradegate	2024/05/23	22:02	5.91 EUR	0.00	1
Stuttgart	2024/05/24	08:09	5.87 EUR	0.00	1
Nasdaq Helsinki	2024/05/24	09:26	5.94 EUR	0.01	28
Munich	2024/05/24	08:04	5.94 EUR	0.00	1
London Stock	2024/03/23	13:49	5.2510 EUR	0.01	1

Exchange	04					
Frankfurt	2024/05/ 24	08:16	5.83 EUR	0.00		1
FINRA other OTC Issues	2021/12/ 15	16:19	12.17 USD	0.02		1
Duesseldorf	2024/05/ 24	08:11	5.86 EUR	0.00		1
Berlin	2024/05/ 24	09:06	5.91 EUR	0.00		2

## Company profile

### Company Logo



### Company Profile

-

### Contact Details

KAMUX

--

----

Telefon: -

Fax: -

E-mail: -