

KESKO OYJ CLASS B

ISIN: FI0009000202 WKN: KESKOB

Overview

2024/06/28 18:00:00

Price

16.39 EUR

Difference  -0.46% (-0.08)

General attributes

ISIN	FI0009000202
Symbol	KESKOB
Exchange	Nasdaq Helsinki
Currency	EUR
Sector	Commerce
Security type	Stock
Market cap (m)	4,442 EUR
Benchmark	OMX HELSINKI 25

Market data

Bid (Bid size)	16.33 EUR (2,248)
Ask (Ask size)	16.34 EUR (519)
Open	16.50 EUR
High	16.54 EUR
Low	16.31 EUR
Close (prev. day)	16.465 EUR
VWAP	16.3973 EUR
Volume (pcs)	727,264
Trading volume	11,925,122.60
Number of trades	2,043
Last size	-

Futures and Options











Related Futures	36
Related Options	-

5y



Information about previous performance does not guarantee future performance.
Source: FactSet

Recent research

on sector	on market		
Date		Headline	Download
2024/06/21		Equity Weekly	
2024/06/21		Global Equity Ratings	
2024/06/21		Aktienempfehlungen Global	
2024/06/14		Global Equity Ratings	
2024/06/14		Aktienempfehlungen Global	

Details

2024/06/28 18:00:00

Price

16.39 EUR

Difference ▼ -0.46% (-0.08)

General attributes

ISIN	FI0009000202
Symbol	KESKOB
Exchange	Nasdaq Helsinki
Currency	EUR
Sector	Commerce
Security type	Stock
Market cap (m)	4,442 EUR
Benchmark	OMX HELSINKI 25

Market data

Bid (Bid size)	16.33 EUR (2,248)
Ask (Ask size)	16.34 EUR (519)
Open	16.50 EUR
High	16.54 EUR
Low	16.31 EUR
Close (prev. day)	16.465 EUR
VWAP	16.3973 EUR
Volume (pcs)	727,264
Trading volume	11,925,122.60
Number of trades	2,043
Last size	-

Performance and Risk

	6m	1y	3y
Perf (%)	-8.80%	-5.41%	-47.15%
Perf (abs.)	-1.59	-0.94	-14.65
Beta	0.91	0.80	0.77
Volatility	23.71	20.89	26.81

5y



Information about previous performance does not guarantee future performance.
Source: FactSet

Price data

Ø price 5 days Ø volume 5 days (pcs.)	16.61 EUR (631,611)
Ø price 30 days Ø volume 30 days (pcs.)	16.64 EUR (629,839)
Ø price 100 days Ø volume 100 days (pcs.)	16.93 EUR (610,813)
Ø price 250 days Ø volume 250 days (pcs.)	17.15 EUR (564,999)
YTD High date	19.13 EUR (2024/01/30)
YTD Low date	15.63 EUR (2024/04/25)
52 Weeks High date	19.13 EUR (2024/01/30)
52 Weeks Low date	15.02 EUR (2023/10/25)

All listings for KESKO OYJ CLASS B

Exchange	Date	Time	Price	Trading volume (mio.)	Number of trades
Tradegate	2024/06/28	22:26	16.43 EUR	0.00	1
Stuttgart	2024/06/28	16:29	16.29 EUR	0.00	7
Nasdaq Helsinki	2024/06/28	18:00	16.39 EUR	11.93	2,043
Munich	2024/06/28	08:03	16.545 EUR	0.00	2
London Stock Exchange	2024/	17:25	16.325 EUR	0.00	2

European Trade Reporting	06/28					
Hanover	2024/ 06/28	08:07	16.435	EUR	0.00	3
Frankfurt	2024/ 06/28	08:05	16.435	EUR	0.00	2
FINRA other OTC Issues	2024/ 06/17	21:23	18.04	USD	0.02	4
Duesseldorf	2024/ 06/28	08:10	16.445	EUR	0.00	3
Berlin	2024/ 06/28	08:03	16.435	EUR	0.00	3

Company profile

Company Logo



Contact Details

KESKO OYJ

--

Työpajankatu 12 - 00580 Helsinki

Telefon: +358-10-5311

Fax: +358-9-174-398

E-mail: -

Company Profile

-

Members of Management Board

Jorma Rauhala Chairman of Managing Board

Ari Akseli Member of Executive Committee

Jukka Erlund Member of Executive Committee

Karoliina Partanen Member of Executive Committee

Matti Mettälä Member of Executive Committee

Riikka Joukio Member of Executive Committee

Board of directors

Esa Mikael Kiiskinen Chairman of Supervisory Board

Piia Karhu Member of Supervisory Board

Timo Olavi Ritakallio Member of Supervisory Board

Jannica Charlotta E. Fagerholm Member of Supervisory Board

Jussi Perälä Member of Supervisory Board

Pauli Jaakola Member of Supervisory Board

Peter Thor Fagernäs Member of Supervisory Board