

KESKO OYJ CLASS B

ISIN: **FI0009000202** WKN: **KESKOB**

Overview

2024/06/25 10:04:07

Price

16.865 EUR

Difference  -0.18% (-0.03)

General attributes

ISIN	FI0009000202
Symbol	KESKOB
Exchange	Nasdaq Helsinki
Currency	EUR
Sector	Commerce
Security type	Stock
Market cap (m)	4,579 EUR
Benchmark	OMX HELSINKI 25

Market data

Bid (Bid size)	16.85 EUR (1,070)
Ask (Ask size)	16.865 EUR (959)
Open	16.85 EUR
High	16.87 EUR
Low	16.73 EUR
Close (prev. day)	16.895 EUR
VWAP	16.825027 EUR
Volume (pcs)	37,987
Trading volume	638,255.43
Number of trades	295
Last size	278

Futures and Options










Related Futures	36
Related Options	-

5y



Information about previous performance does not guarantee future performance.
Source: FactSet

Recent research

on sector		on market	
Date		Headline	Download
2024/06/21		Equity Weekly	
2024/06/21		Global Equity Ratings	
2024/06/21		Aktienempfehlungen Global	
2024/06/14		Global Equity Ratings	
2024/06/14		Aktienempfehlungen Global	

Details

2024/06/25 10:04:07

Price

16.865 EUR

Difference ▼ -0.18% (-0.03)

General attributes

ISIN	FI0009000202
Symbol	KESKOB
Exchange	Nasdaq Helsinki
Currency	EUR
Sector	Commerce
Security type	Stock
Market cap (m)	4,579 EUR
Benchmark	OMX HELSINKI 25

Market data

Bid (Bid size)	16.85 EUR (1,070)
Ask (Ask size)	16.865 EUR (959)
Open	16.85 EUR
High	16.87 EUR
Low	16.73 EUR
Close (prev. day)	16.895 EUR
VWAP	16.825027 EUR
Volume (pcs)	37,987
Trading volume	638,255.43
Number of trades	295
Last size	278

Performance and Risk

	6m	1y	3y
Perf (%)	-5.67%	-0.47%	-45.38%
Perf (abs.)	-1.02	-0.08	-14.04
Beta	0.92	0.80	0.77
Volatility	22.69	20.52	26.57

5y



Information about previous performance does not guarantee future performance.
Source: FactSet

Price data

Ø price 5 days Ø volume 5 days (pcs.)	16.779 EUR (801,903)
Ø price 30 days Ø volume 30 days (pcs.)	16.692 EUR (619,832)
Ø price 100 days Ø volume 100 days (pcs.)	16.990 EUR (615,190)
Ø price 250 days Ø volume 250 days (pcs.)	17.167 EUR (563,559)
YTD High date	19.130 EUR (2024/01/30)
YTD Low date	15.625 EUR (2024/04/25)
52 Weeks High date	19.130 EUR (2024/01/30)
52 Weeks Low date	15.020 EUR (2023/10/25)

All listings for KESKO OYJ CLASS B

Exchange	Date	Time	Price	Trading volume (mio.)	Number of trades
Tradegate	2024/06/25	09:30	16.81 EUR	0.00	1
Stuttgart	2024/06/25	09:27	16.81 EUR	0.00	2
Nasdaq Helsinki	2024/06/25	10:04	16.865 EUR	0.64	295
Munich	2024/06/25	08:08	16.81 EUR	0.00	1
London Stock Exchange	2024/	09:00	16.83 EUR	0.00	1

European Trade Reporting	06/25					
Hanover	2024/ 06/25	08:01	16.81 EUR	0.00		1
Frankfurt	2024/ 06/25	08:05	16.81 EUR	0.00		1
FINRA other OTC Issues	2024/ 06/17	21:23	18.04 USD	0.02		4
Duesseldorf	2024/ 06/25	08:10	16.725 EUR	0.00		1
Berlin	2024/ 06/25	08:09	16.81 EUR	0.00		1

Company profile

Company Logo



Contact Details

KESKO OYJ

--

Työpajankatu 12 - 00580 Helsinki

Telefon: +358-10-5311

Fax: +358-9-174-398

E-mail: -

Company Profile

-

Members of Management Board

Jorma Rauhala Chairman of Managing Board

Ari Akseli Member of Executive Committee

Jukka Erlund Member of Executive Committee

Karoliina Partanen Member of Executive Committee

Matti Mettälä Member of Executive Committee

Riikka Joukio Member of Executive Committee

Board of directors

Esa Mikael Kiiskinen Chairman of Supervisory Board

Piia Karhu Member of Supervisory Board

Timo Olavi Ritakallio Member of Supervisory Board

Jannica Charlotta E. Fagerholm Member of Supervisory Board

Jussi Perälä Member of Supervisory Board

Pauli Jaakola Member of Supervisory Board

Peter Thor Fagernäs Member of Supervisory Board