


# EURO / ROMANIAN LEU NEW (EUR/RON)

2024/09/02 16:00:06

**Bid** **4.9483** RON **Ask** **-** RON

1 EUR = 4.9753 RON  
1 RON = 0.20115 EUR

**Difference**  **-0.03%**  
**(-0.00)**

### General attributes

**Exchange rate** -  
**Exchange** OTCD FX Premium  
**Security type** Currency

### Market data

**Open** 4.9753 RON  
**High** 4.9753 RON  
**Low** 4.9753 RON  
**Close (prev. day)** 4.9768 RON

### Performance and Risk

	6m	1y	3y
<b>Perf (%)</b>	+0.16%	+0.54%	+0.73%
<b>Perf (abs.)</b>	+0.01	+0.03	+0.04
<b>Beta</b>	-	-	-
<b>Volatility</b>	1.06	1.23	2.74

### Futures and Options

**Related Futures** 10  
**Related Options** -

5y







Information about previous performance does not guarantee future performance.  
Source: FactSet

### Price data

Ø price 5 days   Ø volume 5 days (pcs.)	4.9765 RON (0)
Ø price 30 days   Ø volume 30 days (pcs.)	4.9766 RON (0)
Ø price 100 days   Ø volume 100 days (pcs.)	4.9754 RON (0)
Ø price 250 days   Ø volume 250 days (pcs.)	4.9744 RON (0)
<b>YTD High   date</b>	4.9779 RON (2024/06/27)
<b>YTD Low   date</b>	4.9644 RON (2024/03/11)
<b>52 Weeks High   date</b>	4.9779 RON (2024/06/27)
<b>52 Weeks Low   date</b>	4.9460 RON (2023/09/04)

### Recent research

on market		
Date	Headline	Download
2024/09/02	 Eurozone Inflation und US-Arbeitsmarkt beschäftige...	
2024/09/02	 More 2Q24 GDP structure and monthly data on 3Q24 p...	
2024/08/26	 Glance at GDP structure and August's inflation	
2024/08/20	 CEE Special Report   Social Development Goals in t...	
2024/08/19	 Poland's monthly data as tipping point for upward ...	