


EURO / TURKISH LIRA (EUR/TRY)

2024/06/26 16:00:05

Bid **16.3054** TRY **Ask** - TRY

1 EUR = 35.1962 TRY
1 TRY = 0.02843 EUR

Difference  **-0.34%**
(-0.12)

General attributes

Exchange rate -
Exchange OTCD FX Premium
Security type Currency

Market data

Open 35.1962 TRY
High 35.1962 TRY
Low 35.1962 TRY
Close (prev. day) 35.3160 TRY

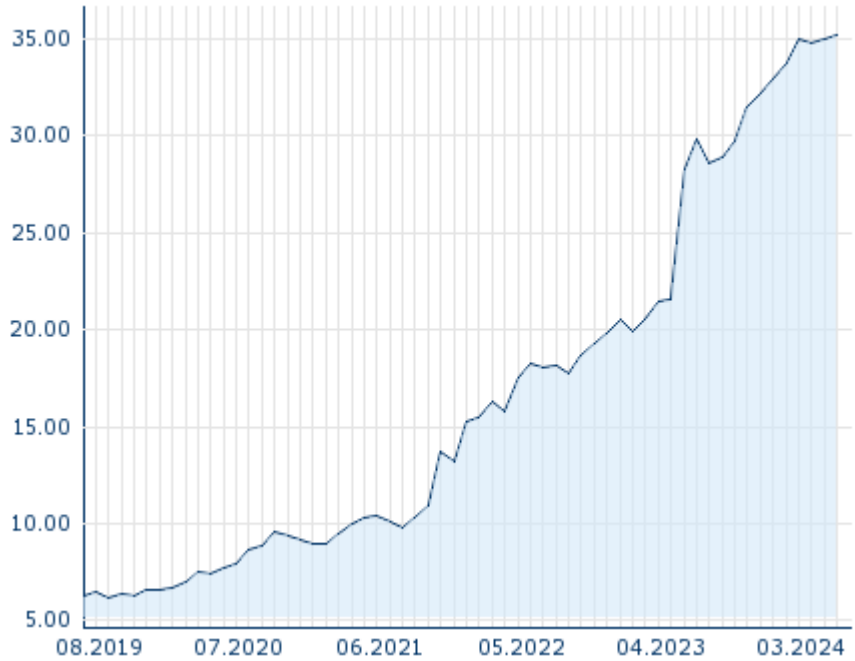
Performance and Risk

	6m	1y	3y
Perf (%)	+8.81%	+23.95%	+234.99%
Perf (abs.)	+2.85	+6.80	+24.68
Beta	-	-	-
Volatility	7.35	9.24	19.87

Futures and Options

Related Futures 10
Related Options -

5y











Information about previous performance does not guarantee future performance.
Source: FactSet

Price data

Ø price 5 days Ø volume 5 days (pcs.)	35.2692 TRY (0)
Ø price 30 days Ø volume 30 days (pcs.)	35.0391 TRY (0)
Ø price 100 days Ø volume 100 days (pcs.)	34.8679 TRY (0)
Ø price 250 days Ø volume 250 days (pcs.)	33.3514 TRY (0)
YTD High date	35.3160 TRY (2024/06/25)
YTD Low date	32.5178 TRY (2024/01/03)
52 Weeks High date	35.3160 TRY (2024/06/25)
52 Weeks Low date	28.3193 TRY (2023/06/30)

Recent research

on market		
Date	Headline	Download
2024/06/25	 High pressure economy: What have we learned?	
2024/06/25	 Diving into Slovak competitiveness	
2024/06/24	 CNB set to cut rates this week, but by how much?	
2024/06/21	 Erste Group Research	
2024/06/20	 Bosnia and Herzegovina Growth to remain subdued ...	