


EURO / TURKISH LIRA (EUR/TRY)

2024/05/17 16:05:17

Bid **16.3054** TRY **Ask** - TRY

1 EUR = 34.9852 TRY
1 TRY = 0.02854 EUR

Difference  **-0.01%**
(-0.00)

General attributes

Exchange rate -
Exchange OTCD FX Premium
Security type Currency

Market data

Open 34.9852 TRY
High 34.9852 TRY
Low 34.9852 TRY
Close (prev. day) 34.9901 TRY

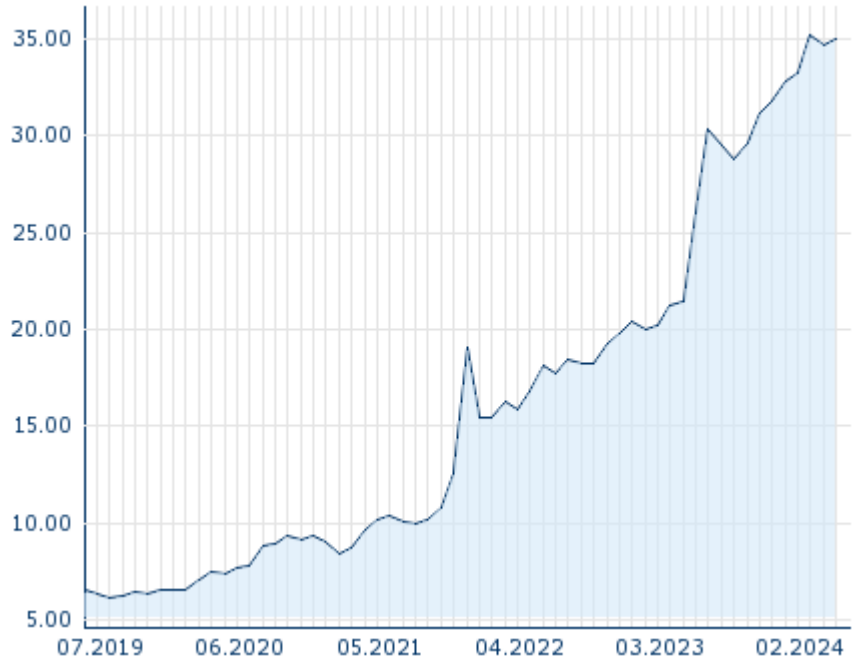
Performance and Risk

	6m	1y	3y
Perf (%)	+12.08%	+63.90%	+246.89%
Perf (abs.)	+3.78	+13.66	+24.94
Beta	-	-	-
Volatility	6.94	13.11	20.03

Futures and Options

Related Futures 10
Related Options -

5y











Information about previous performance does not guarantee future performance.
Source: FactSet

Price data

Ø price 5 days Ø volume 5 days (pcs.)	34.9078 TRY (0)
Ø price 30 days Ø volume 30 days (pcs.)	34.7639 TRY (0)
Ø price 100 days Ø volume 100 days (pcs.)	34.4399 TRY (0)
Ø price 250 days Ø volume 250 days (pcs.)	32.3471 TRY (0)
YTD High date	35.1825 TRY (2024/03/18)
YTD Low date	32.5178 TRY (2024/01/03)
52 Weeks High date	35.1825 TRY (2024/03/18)
52 Weeks Low date	21.3944 TRY (2023/05/25)

Recent research

on market		
Date	Headline	Download
2024/05/13	 Will Romanian central bank begin monetary easing?	
2024/05/10	 EU News Monthly May 2024	
2024/05/08	 Marktkommentar	
2024/05/06	 Anzeichen für eine wirtschaftliche Wende?	
2024/05/06	 Mixed data on retail sales and industrial output	