

EURO STOXX 50

ISIN: **EU0009658145** WKN: -

Overview

2024/09/13 17:50:00	
Price	4,843.99 EUR
Difference	▲ 0.62% (29.91)
General attributes	
ISIN	EU0009658145
Symbol	-
Country	Europe
Instruments in index	50
Type of index	Price Index
Security type	Index
Market data	
Open	4,817.74 EUR
High	4,853.89 EUR
Low	4,817.74 EUR
Close (prev. day)	4,814.08 EUR
Trading volume (m)	182,488,542
Volume (pcs)	5,652,141,047



Information about previous performance does not guarantee future performance.
Source: FactSet

Top 5

Name	Price	+ - (%)	Trend
BAYERISCHE...	73.32	+2.75	▲
VOLKSWAGEN...	92.38	+2.69	▲
BASF SE	43.60	+2.11	▲
INFINEON T...	29.825	+1.95	▲
MERCEDES-B...	56.74	+1.92	▲

Intraday | 1w | 1m | 6m | 1y | 3y

Recent research

Date	Headline	Download
2024/09/11	Global Equity Ratings	Download
2024/09/11	Aktienempfehlungen Global	Download
2024/09/09	Marktkommentar	Download
2024/09/05	Global Equity Ratings	Download
2024/09/05	Aktienempfehlungen Global	Download

Flop 5

Name	Price	+ - (%)	Trend
PERNOD RIC...	125.75	-2.75	▼
DEUTSCHE P...	39.81	-1.02	▼
UNICREDIT ...	36.905	-0.78	↔
DANONE S.A...	65.08	-0.46	↔
BNP PARIBA...	63.37	-0.16	↔

Intraday | 1w | 1m | 6m | 1y | 3y

Futures and Options

Related Futures 53

Related Options -

Details

2024/09/13 17:50:00

Price

4,843.99 EUR

Difference ▲ 0.62% (29.91)

General attributes

ISIN EU0009658145

Symbol -

Country Europe

Security type Index

Instruments in index 50

Market data

Open 4,817.74 EUR

High 4,853.89 EUR

Low 4,817.74 EUR

Close (prev. day) 4,814.08 EUR

Trading volume (m) 182,488,542

Volume (pcs) 5,652,141,047

Performance and Risk

	6m	1y	3y
Perf (%)	-3.21%	+14.60%	+15.53%
Perf (abs.)	-160.28	+616.79	+650.74
Beta	-	-	-
Volatility	13.89	12.70	18.00








Information about previous performance does not guarantee future performance.

Source: FactSet

Price data

Ø price 5 days Ø volume 5 days (pcs.)	4,788.76 EUR (203,075,811)
Ø price 30 days Ø volume 30 days (pcs.)	4,805.80 EUR (190,575,179)
Ø price 100 days Ø volume 100 days (pcs.)	4,910.58 EUR (235,751,929)
Ø price 250 days Ø volume 250 days (pcs.)	4,712.84 EUR (251,997,973)
YTD High date	5,121.71 EUR (2024/04/02)
YTD Low date	4,380.97 EUR (2024/01/17)
52 Weeks High date	5,121.71 EUR (2024/04/02)
52 Weeks Low date	3,993.10 EUR (2023/10/23)

Composition

Name  ISIN	Price	Diff %  Diff +/-	Performance 	Date Time	Turnover Pc.  Turnover Money 
ADIDAS AG DE000A1EWWW0	218.50	0.00% 0.00		24/09/13 17:35:09	294,596 64,444,400.40
ADYEN NV NL0012969182	1,312.00	0.63% 8.20		24/09/13 17:35:30	38,955 50,848,840.00
AIR LIQUIDE SA FR0000120073	170.22	0.29% 0.50		24/09/13 17:35:21	357,332 60,825,084.00
AIRBUS SE NL0000235190	130.50	-0.03% -0.04		24/09/13 17:35:00	1,022,194 133,287,062.00
ALLIANZ SE DE0008404005	286.60	0.67% 1.90		24/09/13 17:35:29	488,754 139,878,276.80
ANHEUSER-BUSCH INBEV SA BE0974293251	58.56	0.03% 0.02		24/09/13 17:37:16	1,180,101 69,154,846.00
ASML HOLDING N.V. NL0010273215	734.00	1.61% 11.60		24/09/13 17:39:49	496,764 362,666,534.00
AXA S.A. FR0000120628	36.08	1.35% 0.48		24/09/13 17:35:21	3,953,802 142,377,180.00
BANCO BILBAO VIZCA ES0113211835	9.252	2.03% 0.18		24/09/13 17:35:55	7,904,911 72,674,723.79
BANCO SANTANDER SA ES0113900J37	4.4055	1.83% 0.08		24/09/13 17:37:09	26,341,614 114,987,306.86
BASF SE DE000BASF111	43.60	2.11% 0.90		24/09/13 17:35:11	2,023,882 87,948,818.93
BAYER AG DE000BAY0017	26.98	0.71% 0.19		24/09/13 17:35:10	2,262,534 61,086,837.27
BAYERISCHE MOTOREN WERKE ... DE0005190003	73.32	2.75% 1.96		24/09/13 17:35:08	1,291,278 94,414,957.06
BNP PARIBAS S.A. FR0000131104	63.37	-0.16% -0.10		24/09/13 17:35:23	1,562,486 99,200,374.00
COMPAGNIE DE SAINT-GOBAIN... FR0000125007	78.82	1.03% 0.80		24/09/13 17:35:30	684,836 53,888,668.00
DANONE S.A. FR0000120644	65.08	-0.46% -0.30		24/09/13 17:35:34	1,199,679 77,315,760.00
DEUTSCHE BOERSE AG DE0005810055	208.80	0.34% 0.70		24/09/13 17:35:23	221,518 46,194,995.80
DEUTSCHE POST AG DE0005552004	39.81	-1.02% -0.41		24/09/13 17:40:07	2,660,873 106,485,163.82
DEUTSCHE TELEKOM AG DE0005557508	26.82	0.94% 0.25		24/09/13 17:35:18	5,148,537 137,820,549.03
ENEL SPA EUR1 IT0003128367	7.118	0.51% 0.04		24/09/13 17:44:59	20,216,510 143,819,408.00
ENI SPA IT0003132476	14.008	1.14% 0.16		24/09/13 17:44:59	9,931,156 138,370,870.00
ESSILORLUXOTTICA FR0000121667	208.80	0.00% 0.00		24/09/13 17:35:29	484,636 101,177,839.00
FERRARI N.V. NL0011585146	425.40	-0.09% -0.40		24/09/13 17:44:59	204,059 86,852,620.00
HERMES INTERNATIONAL SA FR0000052292	1,916.00	0.00% 0.00		24/09/13 17:35:03	49,707 95,362,920.00
IBERDROLA SA EUR0.75 ES0144580Y14	13.405	0.90% 0.12		24/09/13 17:40:04	10,502,811 139,763,780.56

INDUSTRIA DE DISENO TEXTI... ES0148396007	50.38	1.12% 0.56		24/09/13 17:35:05	1,917,369 96,445,749.78
INFINEON TECHNOLOGIES AG DE0006231004	29.825	1.95% 0.57		24/09/13 17:38:06	3,065,354 90,896,763.00
ING GROEP N.V. NL0011821202	16.436	1.13% 0.18		24/09/13 17:35:09	6,207,511 101,915,313.00
INTESA SANPAOLO SPA IT0000072618	3.755	0.56% 0.02		24/09/13 17:44:59	45,003,229 168,560,673.00
KERING S.A. FR0000121485	229.00	0.42% 0.95		24/09/13 17:36:12	242,148 55,557,806.00
KONINKLIJKE AHOLD DELHAIZ... NL0011794037	30.91	0.03% 0.01		24/09/13 17:35:14	843,578 26,102,425.00
L'OREAL S.A. FR0000120321	366.65	0.40% 1.45		24/09/13 17:35:04	384,052 140,779,359.00
LVMH MOET HENNESSY LOUIS ... FR0000121014	608.10	0.21% 1.30		24/09/13 17:38:49	545,500 332,256,770.00
MERCEDES-BENZ GROUP AG DE0007100000	56.74	1.92% 1.07		24/09/13 17:35:15	2,445,525 138,630,779.79
MÜNCHENER RÜCKVERSICHERUN... DE0008430026	485.70	0.46% 2.20		24/09/13 17:35:13	194,613 94,318,448.30
NOKIA CORPORATION FI0009000681	3.784	0.23% 0.01		24/09/13 18:00:00	6,218,257 23,547,316.72
NORDEA BANK ABP FI4000297767	10.40	0.10% 0.01		24/09/13 18:00:00	2,954,644 30,759,204.72
PERNOD RICARD S.A. FR0000120693	125.75	-2.75% -3.55		24/09/13 17:38:38	517,627 65,400,532.00
PROSUS N.V. NL0013654783	32.46	0.85% 0.28		24/09/13 17:35:02	1,572,726 50,884,941.00
SAFRAN SA FR0000073272	203.30	0.44% 0.90		24/09/13 17:36:04	506,834 102,909,907.00
SANOFI S.A. FR0000120578	103.40	0.58% 0.60		24/09/13 17:35:24	1,422,308 146,776,607.00
SAP SE DE0007164600	200.65	0.74% 1.47		24/09/13 17:40:33	1,655,805 330,871,594.76
SCHNEIDER ELECTRIC SE FR0000121972	227.20	0.44% 1.00		24/09/13 17:35:20	502,158 113,894,495.00
SIEMENS AG DE0007236101	164.06	-0.15% -0.24		24/09/13 17:35:17	966,545 158,540,046.38
STELLANTIS N.V. NL00150001Q9	13.61	0.78% 0.11		24/09/13 17:38:00	2,408,489 32,755,620.00
TOTALENERGIES SE FR0000120271	61.07	0.26% 0.16		24/09/13 17:37:48	2,596,972 158,539,559.00
UNICREDIT SPA IT0005239360	36.905	-0.78% -0.29		24/09/13 17:44:59	6,092,737 224,964,040.00
VINCI SA FR0000125486	109.50	1.30% 1.40		24/09/13 17:35:17	995,676 108,765,013.00
VOLKSWAGEN AG VZ DE0007664039	92.38	2.69% 2.42		24/09/13 17:35:13	1,419,186 130,963,370.92
WOLTERS KLUWER NV NL0000395903	156.40	0.71% 1.10		24/09/13 17:35:08	532,578 83,296,734.00