


# EURO / AUSTRALIAN DOLLAR (EUR/AUD)

2024/05/10 16:00:08

**Bid** **1.4945** AUD **Ask** - AUD

1 EUR = 1.6320 AUD  
1 AUD = 0.6128 EUR

**Difference**  0.13% (0.00)

### General attributes

**Exchange rate** -  
**Exchange** OTCD FX Premium  
**Security type** Currency

### Market data

**Open** 1.6320 AUD  
**High** 1.6320 AUD  
**Low** 1.6320 AUD  
**Close (prev. day)** 1.6299 AUD

### Performance and Risk

	6m	1y	3y
<b>Perf (%)</b>	-2.87%	+0.70%	+5.33%
<b>Perf (abs.)</b>	-0.05	+0.01	+0.08
<b>Beta</b>	-	-	-
<b>Volatility</b>	5.02	6.21	7.23

### Futures and Options










**Related Futures** 21  
**Related Options** -



### Price data

Ø price 5 days   Ø volume 5 days (pcs.)	1.6308 AUD (0)
Ø price 30 days   Ø volume 30 days (pcs.)	1.6424 AUD (0)
Ø price 100 days   Ø volume 100 days (pcs.)	1.6508 AUD (0)
Ø price 250 days   Ø volume 250 days (pcs.)	1.6521 AUD (0)
<b>YTD High   date</b>	1.6709 AUD (2024/03/05)
<b>YTD Low   date</b>	1.6147 AUD (2024/01/02)
<b>52 Weeks High   date</b>	1.6999 AUD (2023/08/18)
<b>52 Weeks Low   date</b>	1.5915 AUD (2023/06/14)

### Recent research

on market		
Date	Headline	Download
2024/05/10	 EU News Monthly May 2024	
2024/05/08	 Marktkommentar	
2024/05/06	 Anzeichen für eine wirtschaftliche Wende?	
2024/05/06	 Mixed data on retail sales and industrial output	
2024/05/02	 FX markets reflect uncertain interest rate outlook	