


EURO / NORWEGIAN KRONER (EUR/NOK)

2024/05/16 16:05:16

Bid **9.6940** NOK **Ask** **-** NOK

1 EUR = 11.6420 NOK
1 NOK = 0.08590 EUR

Difference  **-0.06%**
(-0.01)

General attributes

Exchange rate -
Exchange OTCD FX Premium
Security type Currency

Market data

Open 11.6420 NOK
High 11.6420 NOK
Low 11.6420 NOK
Close (prev. day) 11.6490 NOK

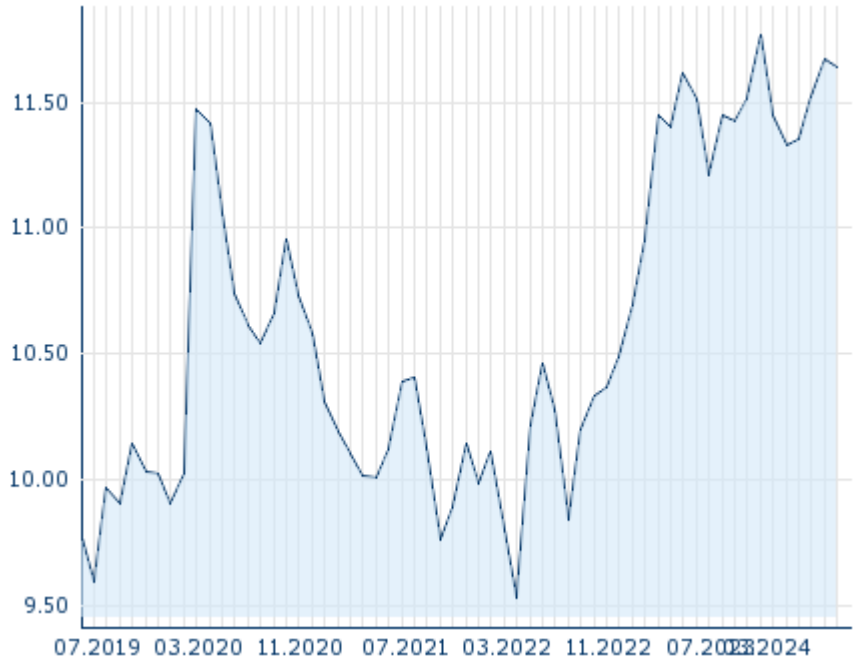
Performance and Risk

	6m	1y	3y
Perf (%)	-2.06%	-0.21%	+16.43%
Perf (abs.)	-0.24	-0.02	+1.64
Beta	-	-	-
Volatility	6.82	7.75	8.07

Futures and Options

Related Futures 30
Related Options -

5y











Information about previous performance does not guarantee future performance.
Source: FactSet

Price data

Ø price 5 days Ø volume 5 days (pcs.)	11.6631 NOK (0)
Ø price 30 days Ø volume 30 days (pcs.)	11.7244 NOK (0)
Ø price 100 days Ø volume 100 days (pcs.)	11.5635 NOK (0)
Ø price 250 days Ø volume 250 days (pcs.)	11.5566 NOK (0)
YTD High date	11.8430 NOK (2024/05/02)
YTD Low date	11.2765 NOK (2024/01/12)
52 Weeks High date	12.0045 NOK (2023/05/31)
52 Weeks Low date	11.1275 NOK (2023/07/27)

Recent research

on market		
Date	Headline	Download
2024/05/13	 Will Romanian central bank begin monetary easing?	
2024/05/10	 EU News Monthly May 2024	
2024/05/08	 Marktkommentar	
2024/05/06	 Anzeichen für eine wirtschaftliche Wende?	
2024/05/06	 Mixed data on retail sales and industrial output	