


EURO / JAPANESE YEN (EUR/JPY)

2024/05/17 16:05:17

Bid **131.4000** JPY **Ask** - JPY
 1 EUR = 168.9600 JPY
 1 JPY = 0.00591 EUR

Difference  **0.37%**
(0.63)

General attributes

Exchange rate -
Exchange OTCD FX Premium
Security type Currency

Market data

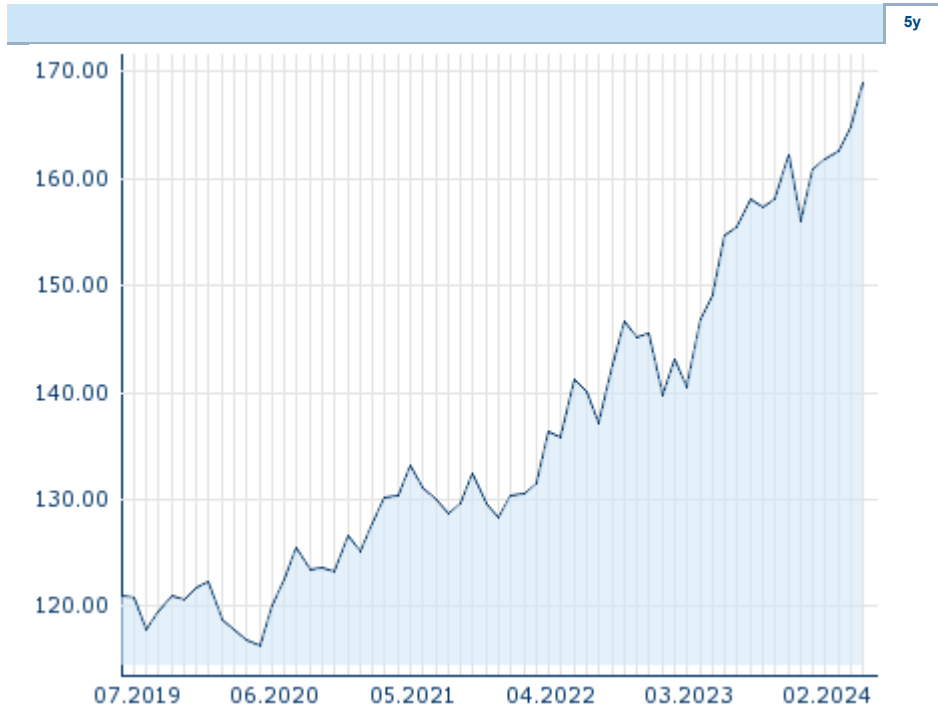
Open 168.9600 JPY
High 168.9600 JPY
Low 168.9600 JPY
Close (prev. day) 168.3300 JPY

Performance and Risk

	6m	1y	3y
Perf (%)	+3.70%	+13.48%	+27.44%
Perf (abs.)	+6.04	+20.10	+36.44
Beta	-	-	-
Volatility	7.61	7.60	8.44

Futures and Options

Related Futures 32
Related Options -











Information about previous performance does not guarantee future performance.
 Source: FactSet

Price data

Ø price 5 days Ø volume 5 days (pcs.)	168.5720 JPY (0)
Ø price 30 days Ø volume 30 days (pcs.)	166.8095 JPY (0)
Ø price 100 days Ø volume 100 days (pcs.)	164.0588 JPY (0)
Ø price 250 days Ø volume 250 days (pcs.)	161.0133 JPY (0)
YTD High date	168.9600 JPY (2024/05/17)
YTD Low date	155.6800 JPY (2024/01/02)
52 Weeks High date	168.9600 JPY (2024/05/17)
52 Weeks Low date	149.0800 JPY (2023/05/18)

Recent research

on market			
Date		Headline	Download
2024/05/13		Will Romanian central bank begin monetary easing?	
2024/05/10		EU News Monthly May 2024	
2024/05/08		Marktkommentar	
2024/05/06		Anzeichen für eine wirtschaftliche Wende?	
2024/05/06		Mixed data on retail sales and industrial output	