

## GRIFOLS SA

ISIN: ES0171996087

WKN: -

## Overview

2024/06/21 17:35:54

Price  
9.12 EURDifference  0.82% (0.07)

## General attributes

ISIN ES0171996087

Symbol GRF

Exchange BME Continuous Market

Currency EUR

Sector Chemical / Pharmaceutical / Health

Security type Stock

Market cap (m) 5,519 EUR

Benchmark IBEX 35

## Market data

Bid (Bid size) -

Ask (Ask size) -

Open 8.99 EUR

High 9.218 EUR

Low 8.912 EUR

Close (prev. day) 9.046 EUR

VWAP 9.124138 EUR

Volume (pcs) 4,284,512

Trading volume 39,092,477.57

Number of trades 4,725

Last size 426

## Futures and Options

Related Futures 35

Related Options -







5y



Information about previous performance does not guarantee future performance.

Source: FactSet

## Recent research

on sector		on market	
Date		Headline	Download
2024/06/21		Global Equity Ratings	
2024/06/21		Aktienempfehlungen Global	
2024/06/14		Equity Weekly	
2024/06/14		Global Equity Ratings	
2024/06/14		Aktienempfehlungen Global	

## Details

2024/06/21 17:35:54

**Price**  
9.12 EUR

**Difference** ▲ 0.82% (0.07)

## General attributes

ISIN	ES0171996087
Symbol	GRF
Exchange	BME Continuous Market
Currency	EUR
Sector	Chemical / Pharmaceutical / Health
Security type	Stock
Market cap (m)	5,519 EUR
Benchmark	IBEX 35

## Market data

Bid (Bid size)	-
Ask (Ask size)	-
Open	8.99 EUR
High	9.218 EUR
Low	8.912 EUR
Close (prev. day)	9.046 EUR
VWAP	9.124138 EUR
Volume (pcs)	4,284,512
Trading volume	39,092,477.57
Number of trades	4,725
Last size	426

## Performance and Risk

	6m	1y	3y
Perf (%)	-36.60%	-23.17%	-60.79%
Perf (abs.)	-5.24	-2.74	-14.06
Beta	2.03	1.74	1.07
Volatility	86.20	65.99	52.89

5y



Information about previous performance does not guarantee future performance.  
Source: FactSet

## Price data

Ø price 5 days   Ø volume 5 days (pcs.)	9.04 EUR (3,261,740)
Ø price 30 days   Ø volume 30 days (pcs.)	9.39 EUR (2,419,008)
Ø price 100 days   Ø volume 100 days (pcs.)	9.20 EUR (3,555,865)
Ø price 250 days   Ø volume 250 days (pcs.)	11.10 EUR (2,534,785)
YTD High   date	15.63 EUR (2024/01/02)
YTD Low   date	6.36 EUR (2024/03/06)
52 Weeks High   date	15.92 EUR (2023/12/29)
52 Weeks Low   date	6.36 EUR (2024/03/06)

## Arbitrage views

Exchange <span>📍</span>	Date	Time	Price	Trading volume (mio.)	Number of trades
Vienna Stock Exchange	2024/06/21	09:05	8.916 EUR	0.00	1
Tradegate	2024/06/21	22:26	9.146 EUR	0.12	41
Stuttgart	2024/06/21	10:30	9.142 EUR	0.00	6
Munich	2024/06/21	11:27	9.156 EUR	0.00	2
London Stock Exchange	2024/	17:30	9.141 EUR	0.00	2

European Trade Reporting	06/21					
Hanover	2024/ 06/21	08:01	8.98 EUR	0.00		3
Frankfurt	2024/ 06/21	09:17	8.97 EUR	0.00		2
FINRA other OTC Issues	2024/ 06/20	15:32	9.65 USD	0.02		2
Duesseldorf	2024/ 06/21	19:31	9.022 EUR	0.00		7
Berlin	2024/ 06/21	21:50	9.116 EUR	0.00		19
BME Continuous Market	2024/ 06/21	17:35	9.12 EUR	39.09		4,725

## Company profile

### Company Logo

# GRIFOLS

### Contact Details

GRIFOLS SA

- -

Avinguda de la Generalitat, 152-158, Parc de Negocis Can Sant Joan - 08174 Barcelona

Telefon: +34-93-571-02-21

Fax: +34-93-571-02-67

E-mail: -

### Company Profile

-

#### Members of Management Board

Thomas Glanzmann	Chairman of Managing Board
Raimon Grifols Roura	Member of Executive Committee
Víctor Grifols Deu	Member of Executive Committee

#### Board of directors

Thomas Heinrich Glanzmann	Chairman of Supervisory Board
Enriqueta Felip Font	Member of Supervisory Board
Albert Coma-Cros	Member of Supervisory Board
Anne-Catherine Berner	Member of Supervisory Board
Carina Szpilka Lázaro	Member of Supervisory Board
Claire Giraut	Member of Supervisory Board
James Costos	Member of Supervisory Board
Montserrat Muñoz Abellana	Member of Supervisory Board
Susana González Rodríguez	Member of Supervisory Board
Tomás Dagá Gelabert	Member of Supervisory Board
Íñigo Sánchez-Asiaín Mardones	Member of Supervisory Board