

COLOPLAST A/S SER. B

ISIN: **DK0060448595** WKN: -

Overview

2024/07/26 17:20:00

Price
889.20 DKKDifference  -0.47% (-4.20)

General attributes

| | |
|----------------|------------------------------------|
| ISIN | DK0060448595 |
| Symbol | COLO B |
| Exchange | Nasdaq Copenhagen |
| Currency | DKK |
| Sector | Chemical / Pharmaceutical / Health |
| Security type | Stock |
| Market cap (m) | 24,640 EUR |
| Benchmark | OMX COPENHAGEN 20 |

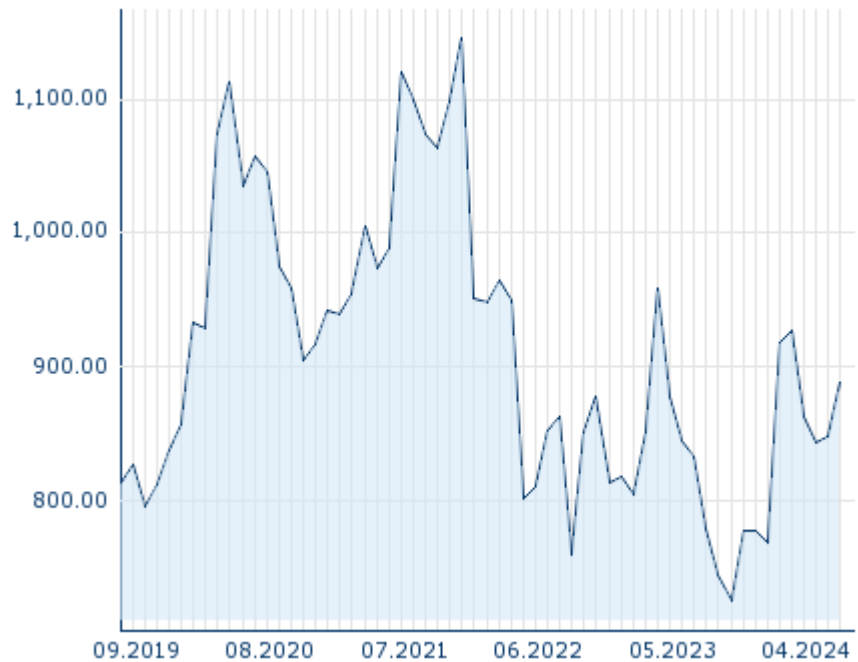
Market data

| | |
|-------------------|-----------------|
| Bid (Bid size) | 891.20 DKK (63) |
| Ask (Ask size) | 891.40 DKK (13) |
| Open | 894.80 DKK |
| High | 896.00 DKK |
| Low | 888.20 DKK |
| Close (prev. day) | 893.40 DKK |
| VWAP | 889.9349 DKK |
| Volume (pcs) | 131,312 |
| Trading volume | 116,893,978.30 |
| Number of trades | 1,062 |
| Last size | - |

Futures and Options











| | |
|-----------------|----|
| Related Futures | 14 |
| Related Options | - |

5y



Information about previous performance does not guarantee future performance.
Source: FactSet

Recent research

| on instrument | | on sector | |
|---------------|---|---------------------------|---|
| Date | | Headline | Download |
| 2023/10/27 |  | Global Equity Ratings |  |
| 2023/10/27 |  | Aktienempfehlungen Global |  |
| 2023/09/29 |  | Global Equity Ratings |  |
| 2023/09/29 |  | Aktienempfehlungen Global |  |
| 2023/09/08 |  | Global Equity Ratings |  |

Details

2024/07/26 17:20:00

Price

889.20 DKK

Difference 📉 -0.47% (-4.20)

General attributes

| | |
|----------------|------------------------------------|
| ISIN | DK0060448595 |
| Symbol | COLO B |
| Exchange | Nasdaq Copenhagen |
| Currency | DKK |
| Sector | Chemical / Pharmaceutical / Health |
| Security type | Stock |
| Market cap (m) | 24,640 EUR |
| Benchmark | OMX COPENHAGEN 20 |

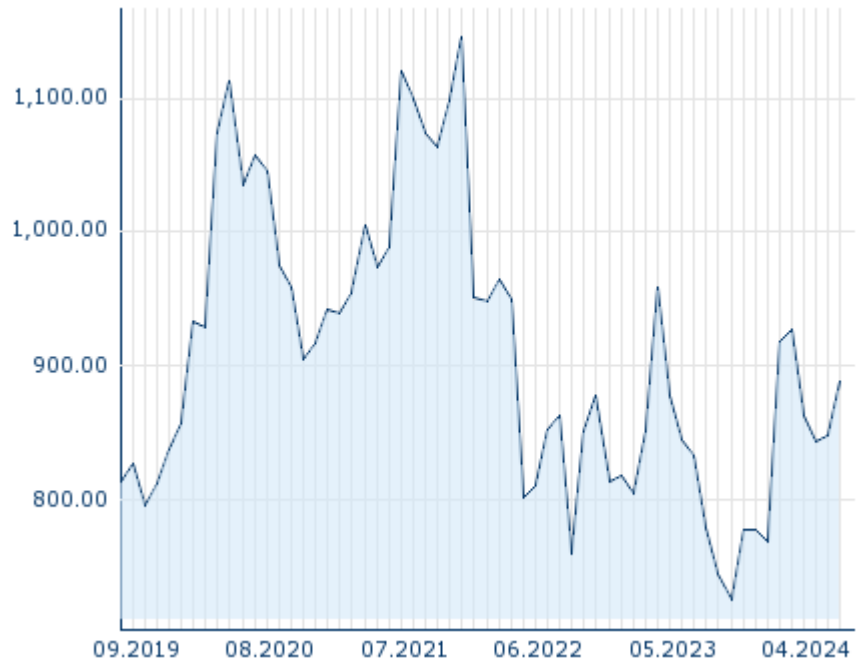
Market data

| | |
|-------------------|-----------------|
| Bid (Bid size) | 891.20 DKK (63) |
| Ask (Ask size) | 891.40 DKK (13) |
| Open | 894.80 DKK |
| High | 896.00 DKK |
| Low | 888.20 DKK |
| Close (prev. day) | 893.40 DKK |
| VWAP | 889.9349 DKK |
| Volume (pcs) | 131,312 |
| Trading volume | 116,893,978.30 |
| Number of trades | 1,062 |
| Last size | - |

Performance and Risk

| | 6m | 1y | 3y |
|-------------|---------|--------|---------|
| Perf (%) | +16.20% | +6.99% | -20.38% |
| Perf (abs.) | +16.75 | +7.85 | -30.75 |
| Beta | 0.27 | 0.32 | 0.61 |
| Volatility | 26.55 | 27.00 | 27.88 |

5y



Information about previous performance does not guarantee future performance.

Source: FactSet

Price data

| | |
|---|-------------------------|
| Ø price 5 days Ø volume 5 days (pcs.) | 887.44 DKK (156,006) |
| Ø price 30 days Ø volume 30 days (pcs.) | 855.97 DKK (169,838) |
| Ø price 100 days Ø volume 100 days (pcs.) | 878.08 DKK (210,194) |
| Ø price 250 days Ø volume 250 days (pcs.) | 821.26 DKK (224,515) |
| YTD High date | 977.60 DKK (2024/03/12) |
| YTD Low date | 757.80 DKK (2024/01/05) |
| 52 Weeks High date | 977.60 DKK (2024/03/12) |
| 52 Weeks Low date | 689.20 DKK (2023/11/10) |

Arbitrage views

| Exchange | Date | Time | Price | Trading volume (mio.) | Number of trades |
|-----------------------|------------|-------|------------|-----------------------|------------------|
| Xetra | 2024/07/26 | 17:35 | 119.10 EUR | 0.01 | 3 |
| Vienna Stock Exchange | 2024/07/26 | 15:30 | 119.70 EUR | 0.00 | 4 |
| Tradegate | 2024/07/26 | 22:26 | 120.00 EUR | 0.07 | 57 |
| Stuttgart | 2024/07/26 | 13:56 | 119.15 EUR | 0.00 | 4 |
| SIX Swiss Exchange | 2020/ | 17:36 | 111.00 CHF | 0.00 | 1 |

| | | | | | | |
|---|----------------|-------|------------|--------|--|-------|
| | 04/09 | | | | | |
| Nasdaq Copenhagen | 2024/ 07/26 | 17:20 | 889.20 DKK | 116.89 | | 1,062 |
| Munich | 2024/ 07/26 | 08:04 | 119.35 EUR | 0.00 | | 2 |
| London Stock Exchange European Trade Reporting | 2024/ 07/26 | 16:55 | 895.30 DKK | 0.00 | | 5 |
| Hanover | 2024/ 07/26 | 08:01 | 119.55 EUR | 0.00 | | 3 |
| Frankfurt | 2024/ 07/26 | 08:03 | 119.35 EUR | 0.00 | | 2 |
| FINRA other OTC Issues | 2024/ 07/25 | 19:09 | 130.85 USD | 0.01 | | 2 |
| Duesseldorf | 2024/ 07/26 | 19:31 | 118.70 EUR | 0.00 | | 7 |
| Berlin | 2024/ 07/26 | 21:52 | 119.45 EUR | 0.00 | | 16 |

Company profile

Company Logo



Contact Details

COLOPLAST A/S

--

Holtedam 1-3 - 3050 Humlebaek

Telefon: +45-49-11-11-11

Fax: +

E-mail: -

Company Profile

-

Members of Management Board

Kristian Villumsen Chairman of Managing Board

Allan Rasmussen Member of Executive Committee

Anders Lonning-Skovgaard Member of Executive Committee

Dorthe Ronnau Member of Executive Committee

Nicolai Buhl Andersen Member of Executive Committee

Paul Marcun Member of Executive Committee

Board of directors

Lars Søren Rasmussen Chairman of Supervisory Board

Annette Brøls Member of Supervisory Board

Carsten Hellmann Member of Supervisory Board

Jette Nygaard-Andersen Member of Supervisory Board

Marianne Wiinholt Member of Supervisory Board

Niels Peter Louis-Hansen Member of Supervisory Board

Nikolaj Kyhe Gundersen Member of Supervisory Board

Roland Vendelbo Pedersen Member of Supervisory Board

Thomas Barfod Member of Supervisory Board