

WACKER NEUSON SE

ISIN: DE000WACK012 WKN: WACK01

Overview

2024/06/21 17:35:16

Price
15.70 EURDifference  -0.63% (-0.10)

General attributes

ISIN	DE000WACK012
Symbol	WAC
Exchange	Xetra
Currency	EUR
Sector	Other
Security type	Stock
Market cap (m)	1,068 EUR
Benchmark	GERMANY DAX

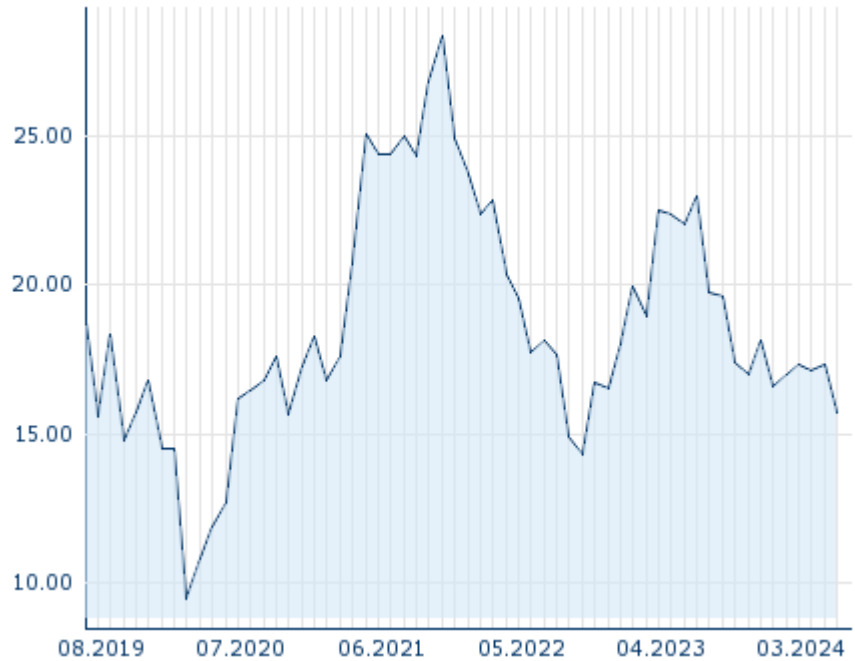
Market data

Bid (Bid size)	-
Ask (Ask size)	-
Open	15.80 EUR
High	15.80 EUR
Low	15.60 EUR
Close (prev. day)	15.80 EUR
VWAP	15.67921 EUR
Volume (pcs)	49,369
Trading volume	774,067.12
Number of trades	218
Last size	29,834

Futures and Options











Related Futures	-
Related Options	481

5y



Information about previous performance does not guarantee future performance.
Source: FactSet

Recent research

on sector		on market	
Date		Headline	Download
2024/06/21		Equity Weekly	
2024/06/21		Global Equity Ratings	
2024/06/21		Aktienempfehlungen Global	
2024/06/14		Equity Weekly	
2024/06/14		Global Equity Ratings	

Details

2024/06/21 17:35:16

Price

15.70 EUR

Difference ▼ -0.63% (-0.10)

General attributes

ISIN	DE000WACK012
Symbol	WAC
Exchange	Xetra
Currency	EUR
Sector	Other
Security type	Stock
Market cap (m)	1,068 EUR
Benchmark	GERMANY DAX

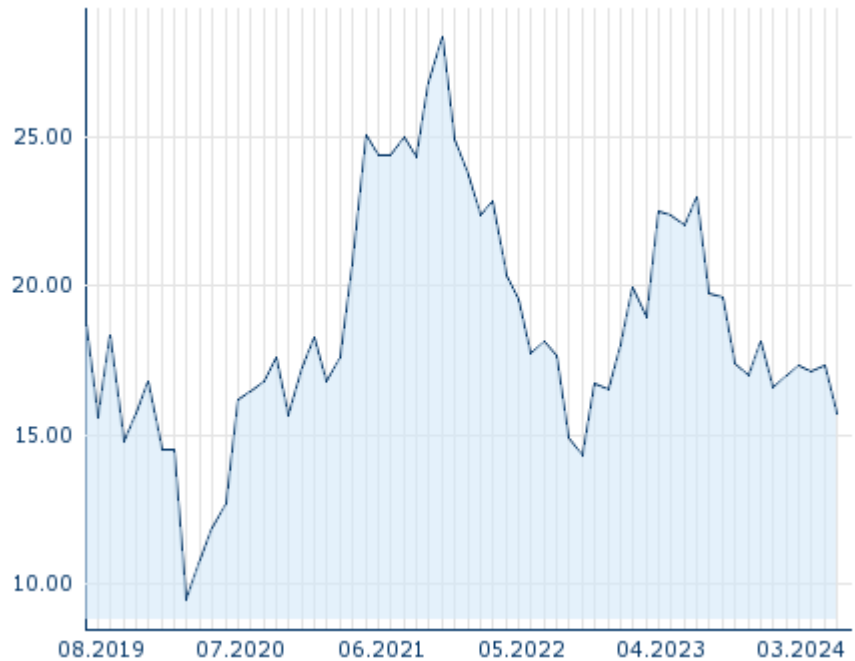
Market data

Bid (Bid size)	-
Ask (Ask size)	-
Open	15.80 EUR
High	15.80 EUR
Low	15.60 EUR
Close (prev. day)	15.80 EUR
VWAP	15.67921 EUR
Volume (pcs)	49,369
Trading volume	774,067.12
Number of trades	218
Last size	29,834

Performance and Risk

	6m	1y	3y
Perf (%)	-12.98%	-27.93%	-35.32%
Perf (abs.)	-2.36	-6.13	-8.64
Beta	1.29	1.37	1.32
Volatility	20.93	25.64	32.71

5y



Information about previous performance does not guarantee future performance.
Source: FactSet

Price data

Ø price 5 days Ø volume 5 days (pcs.)	15.69 EUR (36,952)
Ø price 30 days Ø volume 30 days (pcs.)	16.73 EUR (43,738)
Ø price 100 days Ø volume 100 days (pcs.)	17.01 EUR (33,802)
Ø price 250 days Ø volume 250 days (pcs.)	18.33 EUR (30,796)
YTD High date	18.76 EUR (2024/05/15)
YTD Low date	15.54 EUR (2024/06/19)
52 Weeks High date	24.70 EUR (2023/08/08)
52 Weeks Low date	15.54 EUR (2024/06/19)

Arbitrage views

Exchange ⊕	Date	Time	Price	Trading volume (mio.)	Number of trades
Xetra	2024/06/21	17:35	15.70 EUR	0.77	218
Vienna Stock Exchange	2024/06/21	17:32	15.74 EUR	0.00	2
Tradegate	2024/06/21	22:26	15.74 EUR	0.08	28
Stuttgart	2024/06/21	21:55	15.70 EUR	0.01	66
SIX Swiss Exchange	2023/	05:55	24.30 CHF	0.00	1

	04/03						
Munich	2024/ 06/21	08:00	15.82	EUR	0.00		1
London Stock Exchange European Trade Reporting	2024/ 06/21	17:30	15.75	EUR	0.00		2
Hanover	2024/ 06/21	08:16	15.82	EUR	0.00		3
Hamburg	2024/ 06/21	08:16	15.82	EUR	0.00		3
Frankfurt	2024/ 06/21	15:29	15.60	EUR	0.00		1
FINRA other OTC Issues	2024/ 06/14	21:34	17.23	USD	0.00		2
Duesseldorf	2024/ 06/21	19:32	15.68	EUR	0.00		6
Berlin	2024/ 06/21	08:04	15.82	EUR	0.00		3

Company profile

Company Logo



Contact Details

WACKER NEUSON SE

--

Preussenstrasse 41 - 80809 München

Telefon: +49-89-354-02-427

Fax: +49-89-354-02-298

E-mail: info@wackerneuson.com

Company Profile

-

Members of Management Board

Karl Tragl Chairman of Managing Board

Alexander Greschner Member of Executive Committee

Christoph Burkhard Member of Executive Committee

Felix Bietenbeck Member of Executive Committee

Board of directors

Johann Neunteufel Chairman of Supervisory Board

Matthias Schüppen Member of Supervisory Board

Christian Kekelj Member of Supervisory Board

Elvis Schwarzmaier Member of Supervisory Board

Kurt Helletzgruber Member of Supervisory Board

Ralph Wacker Member of Supervisory Board