

STRATEC SE

ISIN: DE000STRA555

WKN: STRA55

Overview

2024/06/25 17:35:10

Price

46.10 EUR

Difference  -2.43% (-1.15)

General attributes

ISIN DE000STRA555

Symbol SBS

Exchange Xetra

Currency EUR

Sector Chemical / Pharmaceutical / Health

Security type Stock

Market cap (m) 560 EUR

Benchmark GERMANY DAX

Market data

Bid (Bid size) -

Ask (Ask size) -

Open 48.00 EUR

High 48.00 EUR

Low 45.90 EUR

Close (prev. day) 47.25 EUR

VWAP 46.23716 EUR

Volume (pcs) 2,933

Trading volume 135,613.60

Number of trades 56

Last size 2,196

Futures and Options

Related Futures 15

Related Options -











5y



Information about previous performance does not guarantee future performance.

Source: FactSet

Recent research

on sector		on market	
Date		Headline	Download
2024/06/24		Aktienempfehlungen Österreich	
2024/06/21		Global Equity Ratings	
2024/06/21		Aktienempfehlungen Global	
2024/06/14		Equity Weekly	
2024/06/14		Global Equity Ratings	

Details

2024/06/25 17:35:10

Price

46.10 EUR

Difference 📉 -2.43% (-1.15)

General attributes

ISIN	DE000STRA555
Symbol	SBS
Exchange	Xetra
Currency	EUR
Sector	Chemical / Pharmaceutical / Health
Security type	Stock
Market cap (m)	560 EUR
Benchmark	GERMANY DAX

Market data

Bid (Bid size)	-
Ask (Ask size)	-
Open	48.00 EUR
High	48.00 EUR
Low	45.90 EUR
Close (prev. day)	47.25 EUR
VWAP	46.23716 EUR
Volume (pcs)	2,933
Trading volume	135,613.60
Number of trades	56
Last size	2,196

Performance and Risk

	6m	1y	3y
Perf (%)	+9.65%	-28.56%	-57.68%
Perf (abs.)	+4.15	-18.85	-64.25
Beta	0.80	0.92	0.76
Volatility	32.03	35.57	35.61



Information about previous performance does not guarantee future performance.
Source: FactSet

Price data

Ø price 5 days Ø volume 5 days (pcs.)	46.74 EUR (8,928)
Ø price 30 days Ø volume 30 days (pcs.)	46.30 EUR (6,906)
Ø price 100 days Ø volume 100 days (pcs.)	43.33 EUR (8,067)
Ø price 250 days Ø volume 250 days (pcs.)	44.77 EUR (8,799)
YTD High date	48.60 EUR (2024/06/03)
YTD Low date	36.25 EUR (2024/04/03)
52 Weeks High date	66.30 EUR (2023/06/26)
52 Weeks Low date	36.00 EUR (2023/10/23)

Arbitrage views

Exchange	Date	Time	Price	Trading volume (mio.)	Number of trades
Xetra	2024/06/25	17:35	46.10 EUR	0.14	56
Tradegate	2024/06/25	09:30	47.00 EUR	0.00	1
Stuttgart	2024/06/25	21:55	45.65 EUR	0.00	61
Munich	2024/06/25	08:01	47.10 EUR	0.00	1
London Stock	2024/02/	17:56	42.1567 EUR	0.03	1

Exchange	01					
Hanover	2024/06/25	08:16	46.70 EUR	0.00	1	
Hamburg	2024/06/25	08:16	46.70 EUR	0.00	1	
Frankfurt	2024/06/25	08:02	46.70 EUR	0.00	1	
FINRA other OTC Issues	-	-	-	0.00	-	
Duesseldorf	2024/06/25	19:32	45.60 EUR	0.00	5	
Berlin	2024/06/25	21:52	46.10 EUR	0.00	16	

Company profile

Company Logo



Contact Details

STRATEC SE

--

Gewerbestrasse 37 - 75217 Birkenfeld

Telefon: +49-7082-7916-0

Fax: +49-7082-7916-999

E-mail: info@stratec.com

Company Profile

-

Members of Management Board

Claus Vielsack Member of Executive Committee

Georg F. Bauer Member of Executive Committee

Robert Siegle Member of Executive Committee

Marcus Wolfinger Member of Executive Committee

Board of directors

Georg Heni Chairman of Supervisory Board

Frank Hiller Member of Supervisory Board

Patricia Geller Member of Supervisory Board

Rolf Vornhagen Member of Supervisory Board