

E.ON SE

ISIN: DE000ENAG999

WKN: ENAG99

Overview

2024/04/30 10:10:53

Price
12.445 EURDifference  -0.16% (-0.02)

General attributes

| | |
|----------------|--------------|
| ISIN | DE000ENAG999 |
| Symbol | EOAN |
| Exchange | Xetra |
| Currency | EUR |
| Sector | Utilities |
| Security type | Stock |
| Market cap (m) | 32,554 EUR |
| Benchmark | GERMANY DAX |

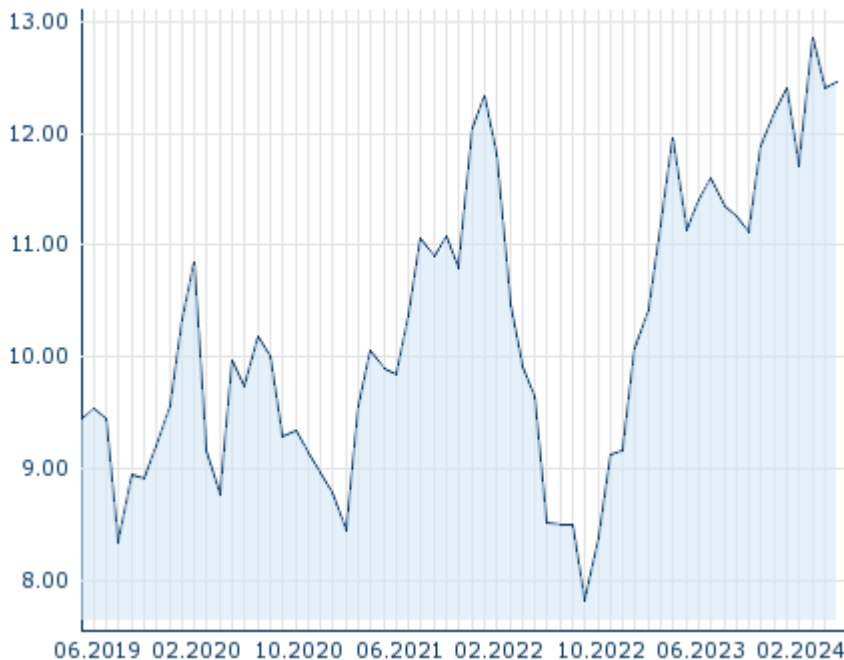
Market data

| | |
|-------------------|--------------------|
| Bid (Bid size) | 12.44 EUR (5,958) |
| Ask (Ask size) | 12.45 EUR (15,600) |
| Open | 12.53 EUR |
| High | 12.60 EUR |
| Low | 12.44 EUR |
| Close (prev. day) | 12.465 EUR |
| VWAP | 12.50749 EUR |
| Volume (pcs) | 355,319 |
| Trading volume | 4,444,148.67 |
| Number of trades | 440 |
| Last size | 4,120 |

Futures and Options





| | |
|-----------------|----|
| Related Futures | 38 |
| Related Options | - |

5y



Information about previous performance does not guarantee future performance.
Source: FactSet

Recent research

| on instrument | on sector | on market | |
|---------------|---|---------------------------|---|
| Date | | Headline | Download |
| 2022/12/19 |  | Global Equity Ratings |  |
| 2022/12/19 |  | Aktienempfehlungen Global |  |
| 2022/11/28 |  | Global Equity Ratings |  |
| 2022/11/28 |  | Aktienempfehlungen Global |  |
| 2022/11/18 |  | Global Equity Ratings |  |

Details

2024/04/30 10:10:53

Price

12.445 EUR

Difference ▼ -0.16% (-0.02)

General attributes

| | |
|----------------|--------------|
| ISIN | DE000ENAG999 |
| Symbol | EOAN |
| Exchange | Xetra |
| Currency | EUR |
| Sector | Utilities |
| Security type | Stock |
| Market cap (m) | 32,554 EUR |
| Benchmark | GERMANY DAX |

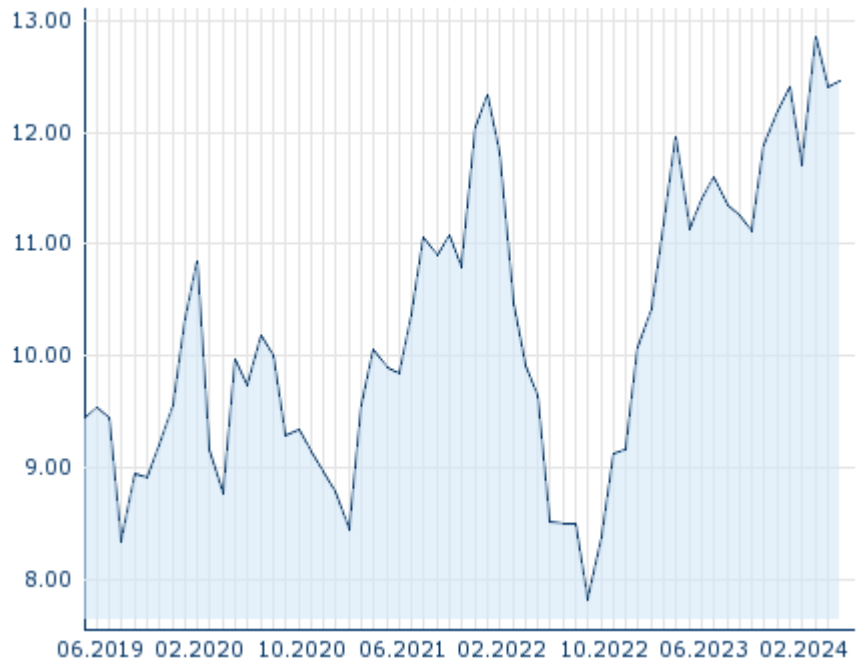
Market data

| | |
|-------------------|--------------------|
| Bid (Bid size) | 12.44 EUR (5,958) |
| Ask (Ask size) | 12.45 EUR (15,600) |
| Open | 12.53 EUR |
| High | 12.60 EUR |
| Low | 12.44 EUR |
| Close (prev. day) | 12.465 EUR |
| VWAP | 12.50749 EUR |
| Volume (pcs) | 355,319 |
| Trading volume | 4,444,148.67 |
| Number of trades | 440 |
| Last size | 4,120 |

Performance and Risk

| | 6m | 1y | 3y |
|-------------|---------|--------|---------|
| Perf (%) | +13.01% | +4.34% | +24.40% |
| Perf (abs.) | +1.44 | +0.52 | +2.45 |
| Beta | 0.23 | 0.29 | 0.59 |
| Volatility | 16.95 | 17.78 | 21.95 |

5y



Information about previous performance does not guarantee future performance.
Source: FactSet

Price data

| | |
|---|-------------------------|
| Ø price 5 days Ø volume 5 days (pcs.) | 12.467 EUR (4,665,874) |
| Ø price 30 days Ø volume 30 days (pcs.) | 12.483 EUR (5,254,424) |
| Ø price 100 days Ø volume 100 days (pcs.) | 12.304 EUR (4,885,667) |
| Ø price 250 days Ø volume 250 days (pcs.) | 11.742 EUR (4,707,791) |
| YTD High date | 13.030 EUR (2024/03/14) |
| YTD Low date | 11.645 EUR (2024/02/28) |
| 52 Weeks High date | 13.030 EUR (2024/03/14) |
| 52 Weeks Low date | 10.430 EUR (2023/10/03) |

Arbitrage views

| Exchange ⊕ | Date | Time | Price | Trading volume (mio.) | Number of trades |
|-------------------------|------------|-------|------------|-----------------------|------------------|
| Xetra | 2024/04/30 | 10:10 | 12.445 EUR | 4.44 | 440 |
| Vienna Stock Exchange | 2024/04/30 | 09:05 | 12.565 EUR | 0.00 | 1 |
| Tradegate | 2024/04/30 | 10:10 | 12.445 EUR | 0.40 | 63 |
| Stuttgart | 2024/04/30 | 10:10 | 12.445 EUR | 0.04 | 28 |

| | | | | | |
|---|----------------|-------|--------------|------|---|
| SIX Swiss Exchange | 2020/ 04/24 | 17:36 | 8.90 EUR | 0.00 | 1 |
| SIX Swiss Exchange | 2022/ 11/11 | 17:35 | 17.00 CHF | 0.00 | 1 |
| Prague Stock Exchange | 2024/ 04/29 | 09:00 | 314.45 CZK | 0.00 | 1 |
| Munich | 2024/ 04/30 | 08:07 | 12.495 EUR | 0.00 | 2 |
| London Stock Exchange European Trade Reporting | 2024/ 04/30 | 09:00 | 12.5275 EUR | 0.00 | 1 |
| Hanover | 2024/ 04/30 | 08:16 | 12.47 EUR | 0.00 | 1 |
| Hamburg | 2024/ 04/30 | 09:42 | 12.50 EUR | 0.00 | 2 |
| Frankfurt | 2024/ 04/30 | 09:47 | 12.485 EUR | 0.05 | 8 |
| FINRA other OTC Issues | 2024/ 04/29 | 17:07 | 13.5467 USD | 0.01 | 1 |
| Euronext Milan MTF Trading After Hours | 2024/ 03/18 | 19:32 | 12.20 EUR | 0.00 | 1 |
| Euronext Milan MTF Global Equity Market | 2024/ 04/29 | 17:44 | 12.495 EUR | 0.00 | 1 |
| Euronext Brussels | 2023/ 09/27 | 10:45 | 11.32 EUR | 0.00 | 1 |
| Duesseldorf | 2024/ 04/30 | 09:31 | 12.525 EUR | 0.00 | 2 |
| Budapest Stock Exchange | 2024/ 04/25 | 17:19 | 4,924.00 HUF | 0.04 | 1 |
| Bucharest Stock Exchange | 2024/ 04/24 | 09:16 | 62.10 RON | 0.00 | 1 |
| Berlin | 2024/ 04/30 | 08:00 | 12.45 EUR | 0.00 | 1 |

Company profile

Company Logo



Contact Details

E.ON SE

--

Bruesseler Platz 1 - 45131 Essen

Telefon: +49-201-184-00

Fax: +

E-mail: info@eon.com

Company Profile

-

Members of Management Board

| | |
|-------------------|-------------------------------|
| Leonhard Birnbaum | Chairman of Managing Board |
| Marc Spieker | Member of Executive Committee |
| Victoria Ossadnik | Member of Executive Committee |
| Patrick Lammers | Member of Executive Committee |
| Thomas König | Member of Executive Committee |

Board of directors

| | |
|--------------------------|-------------------------------|
| Erich Clementi | Chairman of Supervisory Board |
| Rolf Martin Schmitz | Member of Supervisory Board |
| Andreas Schmitz | Member of Supervisory Board |
| Anke Groth | Member of Supervisory Board |
| Axel Winterwerber | Member of Supervisory Board |
| Deborah Wilkens | Member of Supervisory Board |
| Elisabeth Wallbaum | Member of Supervisory Board |
| Eugen-Gheorghe Luha | Member of Supervisory Board |
| Frank Werneke | Member of Supervisory Board |
| Katja Bauer | Member of Supervisory Board |
| Klaus Fröhlich | Member of Supervisory Board |
| Nadège Petit | Member of Supervisory Board |
| René Pöhls | Member of Supervisory Board |
| Stefan May | Member of Supervisory Board |
| Szilvia Pinczésné Márton | Member of Supervisory Board |
| Ulrich Grillo | Member of Supervisory Board |