

HORNBACH HOLDING AG & CO. KGAA

ISIN: DE0006083405 WKN: 608340

Overview

2024/09/13 17:35:10

Price
81.70 EURDifference  2.13% (1.70)

General attributes

ISIN	DE0006083405
Symbol	HBH
Exchange	Xetra
Currency	EUR
Sector	Commerce
Security type	Stock
Market cap (m)	1,306 EUR
Benchmark	GERMANY DAX

Market data

Bid (Bid size)	-
Ask (Ask size)	-
Open	79.90 EUR
High	81.70 EUR
Low	79.70 EUR
Close (prev. day)	80.00 EUR
VWAP	81.05931 EUR
Volume (pcs)	18,908
Trading volume	1,532,669.40
Number of trades	410
Last size	5,203

Futures and Options











Related Futures	15
Related Options	-

5y



Information about previous performance does not guarantee future performance.
Source: FactSet

Recent research

	on sector	on market	
Date		Headline	Download
2024/09/11		Global Equity Ratings	
2024/09/11		Aktienempfehlungen Global	
2024/09/05		Global Equity Ratings	
2024/09/05		Aktienempfehlungen Global	
2024/08/12		Global Equity Ratings	

Details

2024/09/13 17:35:10

Price

81.70 EUR

Difference ▲ 2.13% (1.70)

General attributes

ISIN	DE0006083405
Symbol	HBH
Exchange	Xetra
Currency	EUR
Sector	Commerce
Security type	Stock
Market cap (m)	1,306 EUR
Benchmark	GERMANY DAX

Market data

Bid (Bid size)	-
Ask (Ask size)	-
Open	79.90 EUR
High	81.70 EUR
Low	79.70 EUR
Close (prev. day)	80.00 EUR
VWAP	81.05931 EUR
Volume (pcs)	18,908
Trading volume	1,532,669.40
Number of trades	410
Last size	5,203

Performance and Risk

	6m	1y	3y
Perf (%)	+15.36%	+18.65%	-20.26%
Perf (abs.)	+10.80	+12.75	-20.60
Beta	-	-	-
Volatility	22.63	22.84	33.06

5y



Information about previous performance does not guarantee future performance.
Source: FactSet

Price data

Ø price 5 days Ø volume 5 days (pcs.)	79.86 EUR (10,986)
Ø price 30 days Ø volume 30 days (pcs.)	77.95 EUR (10,743)
Ø price 100 days Ø volume 100 days (pcs.)	77.86 EUR (9,476)
Ø price 250 days Ø volume 250 days (pcs.)	70.02 EUR (9,915)
YTD High date	82.30 EUR (2024/06/13)
YTD Low date	62.75 EUR (2024/02/06)
52 Weeks High date	82.30 EUR (2024/06/13)
52 Weeks Low date	55.05 EUR (2023/10/30)

All listings for HORNBAACH HOLDING AG & CO. KGAA

Exchange	Date	Time	Price	Trading volume (mio.)	Number of trades
Xetra	2024/09/13	17:35	81.70 EUR	1.53	410
Vienna Stock Exchange	2024/09/13	17:32	81.30 EUR	0.00	5
Tradegate	2024/09/13	22:26	81.30 EUR	0.12	29
Stuttgart	2024/09/13	21:55	81.10 EUR	0.02	64
SIX Swiss Exchange	2019/	17:30	54.60 CHF	0.00	1

	05/02					
Munich	2024/ 09/13	08:01	80.20 EUR	0.00		1
London Stock Exchange European Trade Reporting	2024/ 09/13	17:30	80.80 EUR	0.00		2
Hanover	2024/ 09/13	08:16	79.90 EUR	0.00		3
Hamburg	2024/ 09/13	08:16	79.90 EUR	0.00		3
Frankfurt	2024/ 09/13	12:04	80.60 EUR	0.00		4
FINRA other OTC Issues	2022/ 03/17	20:10	134.00 USD	0.19		1
Duesseldorf	2024/ 09/13	19:32	81.00 EUR	0.00		7
Berlin	2024/ 09/13	08:01	79.90 EUR	0.00		3

Company profile

Company Logo



Contact Details

HORNBACH HOLDING AG & CO. KGAA

--

Hornbachstraße 11 - 76879 Bornheim

Telefon: +49-6348-60-00

Fax: +49-6348-60-4000

E-mail: info@hornbach-holding.com

Company Profile

-

Members of Management Board

Albrecht Hornbach	Chairman of Managing Board
Erich Harsch	Member of Executive Committee
Karin Dohm	Member of Executive Committee

Board of directors

John Feldmann	Chairman of Supervisory Board
Martin Hornbach	Member of Supervisory Board
Melanie Thomann-Bopp	Member of Supervisory Board
Simona Scarpaleggia	Member of Supervisory Board
Simone Krah	Member of Supervisory Board
Vanessa Stütze	Member of Supervisory Board