

ECKERT & ZIEGLER STRAHLEN- UND MEDIZINTECHNIK AG

ISIN: DE0005659700 WKN: 565970

Overview

2023/06/08 17:39:41

Price
38.96 EURDifference  -0.92% (-0.36)

General attributes

ISIN	DE0005659700
Symbol	EUZ
Exchange	Xetra
Currency	EUR
Sector	Chemical / Pharmaceutical / Health
Security type	Stock
Market cap (m)	811 EUR
Benchmark	GERMANY DAX

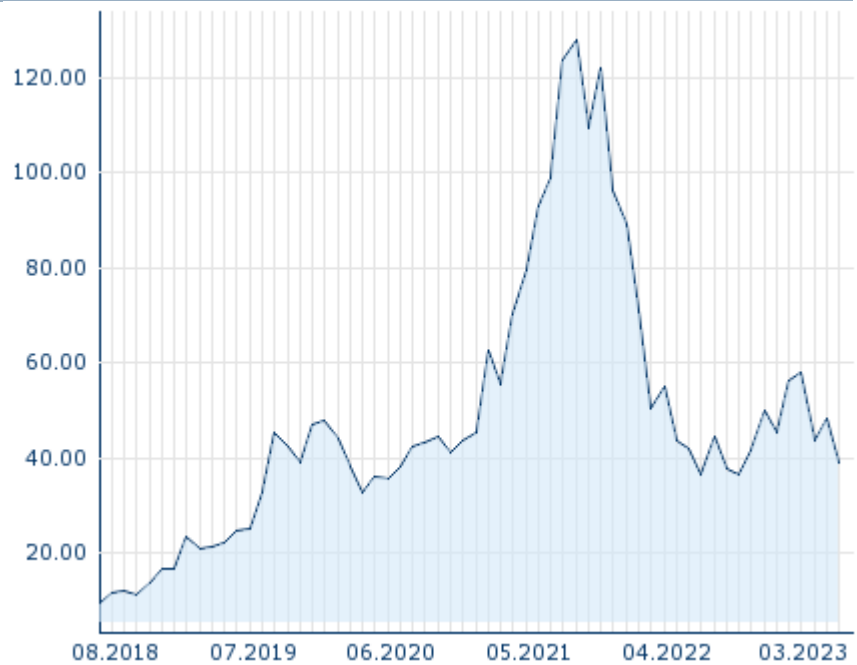
Market data

Bid (Bid size)	-
Ask (Ask size)	-
Open	38.70 EUR
High	39.04 EUR
Low	38.40 EUR
Close (prev. day)	39.32 EUR
VWAP	38.82257 EUR
Volume (pcs)	37,313
Trading volume	1,448,586.48
Number of trades	596
Last size	53

Futures and Options



Related Futures	-
Related Options	728

5y



Information about previous performance does not guarantee future performance.
Source: FactSet

Recent research

on sector		on market	
Date		Headline	Download
2023/06/06		Global Equity Ratings	
2023/06/06		Aktienempfehlungen Global	
2023/06/01		Aktienempfehlungen Global	
2023/06/01		Global Equity Ratings	
2023/05/30		Aktienempfehlungen Österreich	

Details

2023/06/08 17:39:41

Price

38.96 EUR

Difference  -0.92% (-0.36)

General attributes

ISIN	DE0005659700
Symbol	EUZ
Exchange	Xetra
Currency	EUR
Sector	Chemical / Pharmaceutical / Health
Security type	Stock
Market cap (m)	811 EUR
Benchmark	GERMANY DAX

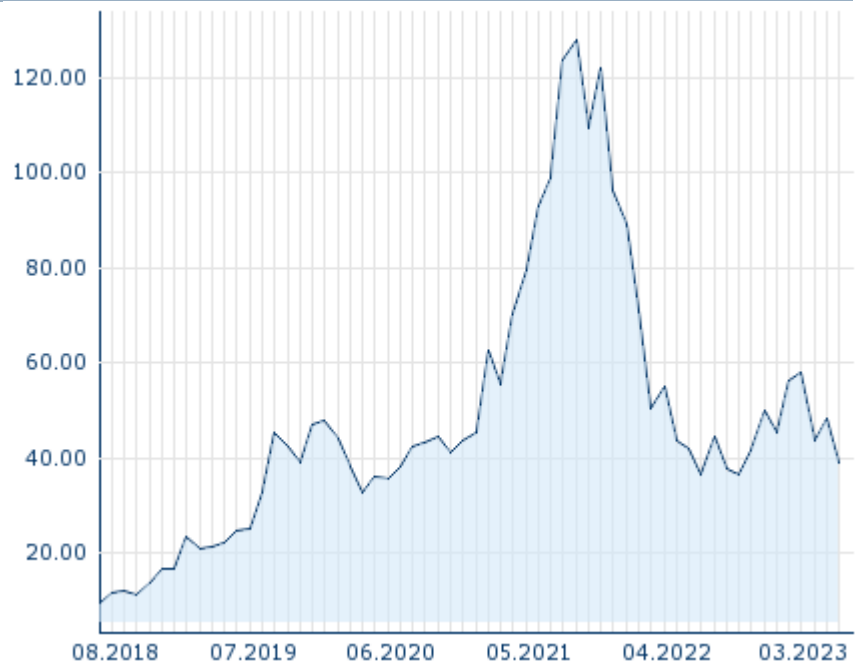
Market data

Bid (Bid size)	-
Ask (Ask size)	-
Open	38.70 EUR
High	39.04 EUR
Low	38.40 EUR
Close (prev. day)	39.32 EUR
VWAP	38.82257 EUR
Volume (pcs)	37,313
Trading volume	1,448,586.48
Number of trades	596
Last size	53

Performance and Risk

	6m	1y	3y
Perf (%)	-22.12%	-6.07%	+8.46%
Perf (abs.)	-11.08	-2.52	+3.05
Beta	1.02	1.55	1.18
Volatility	43.94	51.71	50.27

5y



Information about previous performance does not guarantee future performance.
Source: FactSet

Price data

Ø price 5 days Ø volume 5 days (pcs.)	39.78 EUR (44,715)
Ø price 30 days Ø volume 30 days (pcs.)	45.28 EUR (45,613)
Ø price 100 days Ø volume 100 days (pcs.)	50.03 EUR (60,211)
Ø price 250 days Ø volume 250 days (pcs.)	45.31 EUR (62,064)
YTD High date	59.00 EUR (2023/03/07)
YTD Low date	38.08 EUR (2023/05/31)
52 Weeks High date	59.00 EUR (2023/03/07)
52 Weeks Low date	29.44 EUR (2022/07/05)

Arbitrage views

Exchange 	Date	Time	Price	Trading volume (mio.)	Number of trades
Xetra	2023/06/08	17:39	38.96 EUR	1.45	596
Tradegate	2023/06/08	22:26	39.02 EUR	0.39	141
Stuttgart	2023/06/08	21:55	38.96 EUR	0.03	60
Munich	2023/06/08	08:03	39.22 EUR	0.00	1
London Stock Exchange	2023/	17:30	38.75 EUR	0.00	2

European Trade Reporting	06/08						
Hanover	2023/ 06/08	08:16	39.04	EUR	0.00		1
Hamburg	2023/ 06/08	08:16	39.04	EUR	0.00		1
Frankfurt	2023/ 06/08	12:10	38.92	EUR	0.01		4
Duesseldorf	2023/ 06/08	08:10	39.04	EUR	0.00		1
Berlin	2023/ 06/08	21:52	39.02	EUR	0.00		16
BX Swiss	2023/ 04/06	18:00	43.64	CHF	0.01		2

Company profile

Company Logo



Contact Details

ECKERT & ZIEGLER STRAHLEN- UND
MEDIZINTECHNIK AG

--

Robert-Roessle-Strasse 10 - 13125 Berlin

Telefon: +49-30-94-10-84-0

Fax: +49-30-94-10-84-112

E-mail: info@ezag.de

Company Profile

Members of Management Board

Andreas Eckert	Chairman of Managing Board
Harald Hasselmann	Member of Executive Committee
Lutz Helmke	Member of Executive Committee

Board of directors

Wolfgang Maennig	Chairman of Supervisory Board
Edgar Löffler	Member of Supervisory Board
Helmut Grothe	Member of Supervisory Board
Albert Rupprecht	Member of Supervisory Board
Frank Perschmann	Member of Supervisory Board