

BACHEM HOLDING AG

ISIN: CH1176493729 WKN: 117649372

Overview

2024/06/21 17:30:20

Price
78.70 CHFDifference  -1.44% (-1.15)

General attributes

ISIN	CH1176493729
Symbol	BANB
Exchange	SIX Swiss Exchange
Currency	CHF
Sector	Chemical / Pharmaceutical / Health
Security type	Stock
Market cap (m)	6,171 EUR
Benchmark	SWISS MARKET INDEX

Market data

Bid (Bid size)	78.70 CHF (234)
Ask (Ask size)	78.75 CHF (1,002)
Open	79.90 CHF
High	79.90 CHF
Low	77.50 CHF
Close (prev. day)	79.85 CHF
VWAP	78.68697 CHF
Volume (pcs)	200,814
Trading volume	15,801,445.28
Number of trades	1,131
Last size	1

Futures and Options










Related Futures	-
Related Options	722

5y



Information about previous performance does not guarantee future performance.
Source: FactSet

Recent research

	on sector	on market	
Date		Headline	Download
2024/06/21		Global Equity Ratings	
2024/06/21		Aktienempfehlungen Global	
2024/06/14		Equity Weekly	
2024/06/14		Global Equity Ratings	
2024/06/14		Aktienempfehlungen Global	

Details

2024/06/21 17:30:20

Price
78.70 CHF

Difference ▼ -1.44% (-1.15)

General attributes

ISIN	CH1176493729
Symbol	BANB
Exchange	SIX Swiss Exchange
Currency	CHF
Sector	Chemical / Pharmaceutical / Health
Security type	Stock
Market cap (m)	6,171 EUR
Benchmark	SWISS MARKET INDEX

Market data

Bid (Bid size)	78.70 CHF (234)
Ask (Ask size)	78.75 CHF (1,002)
Open	79.90 CHF
High	79.90 CHF
Low	77.50 CHF
Close (prev. day)	79.85 CHF
VWAP	78.68697 CHF
Volume (pcs)	200,814
Trading volume	15,801,445.28
Number of trades	1,131
Last size	1

Performance and Risk

	6m	1y	3y
Perf (%)	+22.30%	-3.38%	-25.61%
Perf (abs.)	+14.35	-2.75	-27.10
Beta	1.20	1.28	1.32
Volatility	33.69	35.71	43.33



Information about previous performance does not guarantee future performance.
Source: FactSet

Price data

Ø price 5 days Ø volume 5 days (pcs.)	78.37 CHF (88,207)
Ø price 30 days Ø volume 30 days (pcs.)	82.29 CHF (78,800)
Ø price 100 days Ø volume 100 days (pcs.)	77.06 CHF (82,801)
Ø price 250 days Ø volume 250 days (pcs.)	73.24 CHF (89,382)
YTD High date	91.65 CHF (2024/05/21)
YTD Low date	53.95 CHF (2024/01/25)
52 Weeks High date	91.65 CHF (2024/05/21)
52 Weeks Low date	53.95 CHF (2024/01/25)

Arbitrage views

Exchange	Date	Time	Price	Trading volume (mio.)	Number of trades
Stuttgart	2019/06/28	15:43	115.20 EUR	0.00	7
SIX Swiss Exchange	2024/06/21	17:30	78.70 CHF	15.80	1,131
London Stock Exchange	2024/04/30	17:40	80.15 CHF	0.02	1
Hamburg	2019/06/28	08:01	22.96 EUR	0.00	2
Frankfurt	2019/06/28	13:30	23.00 EUR	0.00	9

	28					
FINRA other OTC Issues	2024/06/17	21:49	88.05 USD	0.05		6
Berlin	2019/06/28	18:47	23.24 EUR	0.00		13

Company profile

Company Logo

BACHEM

Contact Details

BACHEM HOLDING AG

--

Hauptstrasse 144 - 4416 Bubendorf

Telefon: +41-58-595-20-21

Fax: +41-58-595-20-40

E-mail: -

Company Profile

-

Members of Management Board

Thomas Meier Chairman of Managing Board

Guenther Loidl Member of Executive Committee

Alain Schaffter Member of Executive Committee

Torsten Wöhr Member of Executive Committee

Board of directors

Alex Faessler Member of the administrative board

Helma Wennemers Member of the administrative board

Steffen Lang Member of the administrative board

Nicole Grogg Hötzer Member of the administrative board

Peter Grogg Member of the administrative board

Kuno Sommer Chairman of the administrative board