

ALCON AG

ISIN: CH0432492467

WKN: 43249246

Overview

2024/06/21 17:30:20

Price

79.42 CHF

Difference  -0.58% (-0.46)

General attributes

ISIN CH0432492467

Symbol ALC

Exchange SIX Swiss Exchange

Currency CHF

Sector Chemical / Pharmaceutical / Health

Security type Stock

Market cap (m) 40,976 EUR

Benchmark SWISS MARKET INDEX

Market data

Bid (Bid size) 79.42 CHF (20,979)

Ask (Ask size) 79.44 CHF (7,113)

Open 79.74 CHF

High 80.20 CHF

Low 79.12 CHF

Close (prev. day) 79.88 CHF

VWAP 79.553186 CHF

Volume (pcs) 1,629,581

Trading volume 129,638,359.67

Number of trades 3,763

Last size 141

Futures and Options











Related Futures 28

Related Options -



Information about previous performance does not guarantee future performance.
Source: FactSet

Recent research

on sector		on market	
Date		Headline	Download
2024/06/21		Global Equity Ratings	
2024/06/21		Aktienempfehlungen Global	
2024/06/14		Equity Weekly	
2024/06/14		Global Equity Ratings	
2024/06/14		Aktienempfehlungen Global	

Details

2024/06/21 17:30:20

Price

79.42 CHF

Difference 📉 -0.58% (-0.46)

General attributes

ISIN	CH0432492467
Symbol	ALC
Exchange	SIX Swiss Exchange
Currency	CHF
Sector	Chemical / Pharmaceutical / Health
Security type	Stock
Market cap (m)	40,976 EUR
Benchmark	SWISS MARKET INDEX

Market data

Bid (Bid size)	79.42 CHF (20,979)
Ask (Ask size)	79.44 CHF (7,113)
Open	79.74 CHF
High	80.20 CHF
Low	79.12 CHF
Close (prev. day)	79.88 CHF
VWAP	79.553186 CHF
Volume (pcs)	1,629,581
Trading volume	129,638,359.67
Number of trades	3,763
Last size	141

Performance and Risk

	6m	1y	3y
Perf (%)	+16.04%	+11.18%	+25.89%
Perf (abs.)	+12.32	+8.96	+18.33
Beta	0.81	0.91	1.08
Volatility	25.83	23.70	27.25



Price data

Ø price 5 days Ø volume 5 days (pcs.)	79.03 CHF (823,269)
Ø price 30 days Ø volume 30 days (pcs.)	80.27 CHF (1,082,392)
Ø price 100 days Ø volume 100 days (pcs.)	74.69 CHF (901,214)
Ø price 250 days Ø volume 250 days (pcs.)	71.26 CHF (807,529)
YTD High date	83.34 CHF (2024/05/23)
YTD Low date	62.24 CHF (2024/01/03)
52 Weeks High date	83.34 CHF (2024/05/23)
52 Weeks Low date	61.28 CHF (2023/11/15)

All listings for ALCON AG

Exchange	Date	Time	Price	Trading volume (mio.)	Number of trades
Tradegate	2019/06/28	22:26	54.15 EUR	0.38	102
SIX Swiss Exchange	2024/06/21	17:30	79.42 CHF	129.64	3,763
NYSE	2024/06/21	22:00	89.12 USD	63.06	10,949
London Stock Exchange European Trade Reporting	2024/06/21	17:20	79.87 CHF	0.03	6
Hanover	2019/08/00	08:00	52.91 EUR	0.00	2

	06/28						
Hamburg	2019/ 06/28	12:29	53.43	EUR	0.01		4
Frankfurt	2019/ 06/28	17:10	54.07	EUR	0.06		23
Duesseldorf	2019/ 06/28	11:10	53.10	EUR	0.00		2
Berlin	2019/ 06/28	18:47	54.31	EUR	0.00		7

Company profile

Company Logo



Contact Details

ALCON AG

- -

Royce Bedward, Chemin de Blandonnet 8 -
1214 Genf

Telefon: +41-817-293-04-50

Fax: +41-817-916-26-52

E-mail: -

Company Profile

-

Members of Management Board

David J. Endicott	Chairman of Managing Board
Ian Bell	Member of Executive Committee
Laurent Attias	Member of Executive Committee
Rajkumar Narayanan	Member of Executive Committee
Sergio Duplan	Member of Executive Committee
Sue-Jean Lin	Member of Executive Committee
Tim Stonesifer	Member of Executive Committee

Board of directors

Arthur Cummings	Member of the administrative board
Bono Raquel Cruz	Member of the administrative board
Dieter Spälti	Member of the administrative board
D. Grossman	Member of the administrative board
Ines Pöschel	Member of the administrative board
Karen May	Member of the administrative board
Lynn Bleil	Member of the administrative board
Scott Maw	Member of the administrative board
Thomas Heinrich Glanzmann	Member of the administrative board
F. Ball	Chairman of the administrative board