

IDORSIA LTD CHF0.05

ISIN: CH0363463438 WKN: 36346343

Overview

2024/08/09 17:31:21

Price
2.10 CHFDifference  0.00% (0.00)

General attributes

ISIN	CH0363463438
Symbol	IDIA
Exchange	SIX Swiss Exchange
Currency	CHF
Sector	Chemical / Pharmaceutical / Health
Security type	Stock
Market cap (m)	470 EUR
Benchmark	SWISS MARKET INDEX

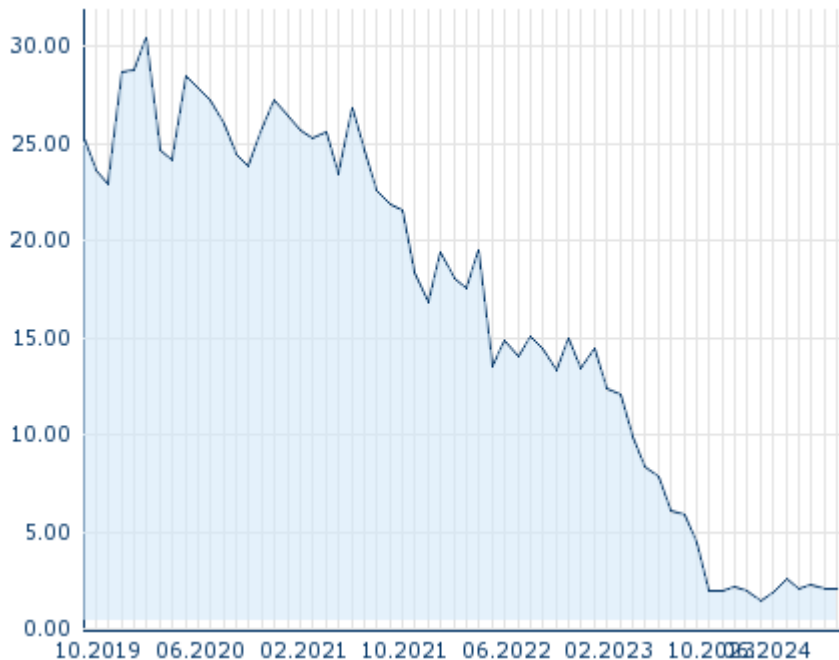
Market data

Bid (Bid size)	2.10 CHF (26,478)
Ask (Ask size)	2.102 CHF (707)
Open	2.16 CHF
High	2.16 CHF
Low	2.06 CHF
Close (prev. day)	2.10 CHF
VWAP	2.098345 CHF
Volume (pcs)	603,437
Trading volume	1,266,218.83
Number of trades	462
Last size	1,931

Futures and Options








Related Futures	15
Related Options	-

5y



Information about previous performance does not guarantee future performance.
Source: FactSet

Recent research

on sector		on market	
Date	Headline	Download	
2024/08/09	 Equity Weekly		
2024/07/29	 Aktienempfehlungen Österreich		
2024/07/24	 Global Equity Ratings		
2024/07/24	 Aktienempfehlungen Global		
2024/07/15	 Aktienempfehlungen Global		

Details

2024/08/09 17:31:21

Price

2.10 CHF

Difference ➔ 0.00% (0.00)

General attributes

ISIN	CH0363463438
Symbol	IDIA
Exchange	SIX Swiss Exchange
Currency	CHF
Sector	Chemical / Pharmaceutical / Health
Security type	Stock
Market cap (m)	470 EUR
Benchmark	SWISS MARKET INDEX

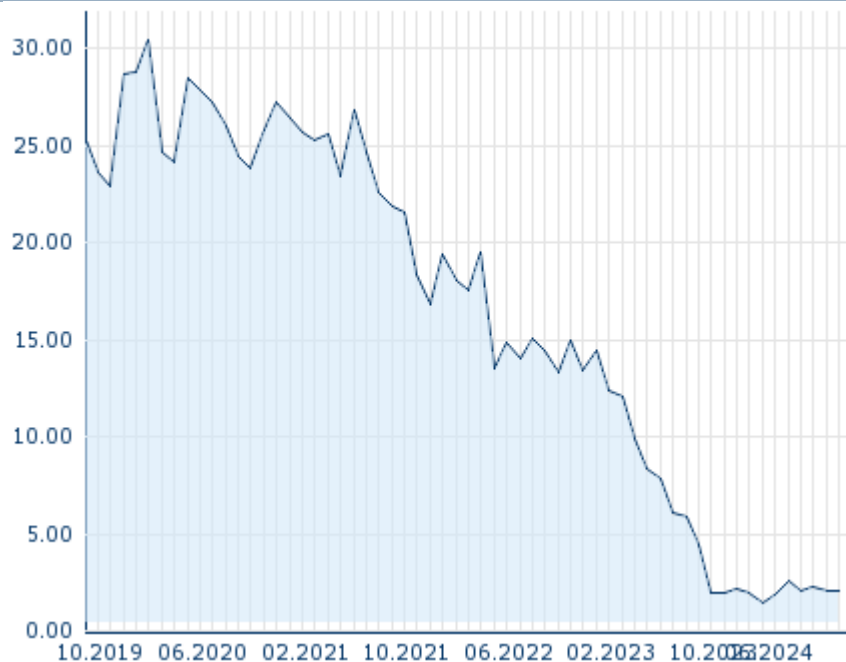
Market data

Bid (Bid size)	2.10 CHF (26,478)
Ask (Ask size)	2.102 CHF (707)
Open	2.16 CHF
High	2.16 CHF
Low	2.06 CHF
Close (prev. day)	2.10 CHF
VWAP	2.098345 CHF
Volume (pcs)	603,437
Trading volume	1,266,218.83
Number of trades	462
Last size	1,931

Performance and Risk

	6m	1y	3y
Perf (%)	+49.38%	-68.76%	-
Perf (abs.)	+0.79	-5.26	-
Beta	1.44	1.80	1.12
Volatility	122.06	125.32	76.79

5y



Information about previous performance does not guarantee future performance.
Source: FactSet

Price data

Ø price 5 days Ø volume 5 days (pcs.)	2.16 CHF (469,397)
Ø price 30 days Ø volume 30 days (pcs.)	2.28 CHF (535,180)
Ø price 100 days Ø volume 100 days (pcs.)	2.21 CHF (649,221)
Ø price 250 days Ø volume 250 days (pcs.)	2.37 CHF (859,595)
YTD High date	3.70 CHF (2024/02/28)
YTD Low date	1.29 CHF (2024/01/24)
52 Weeks High date	6.37 CHF (2023/08/14)
52 Weeks Low date	1.29 CHF (2024/01/24)

All listings for IDORSIA LTD CHF0.05

Exchange ⊕	Date	Time	Price	Trading volume (mio.)	Number of trades
SIX Swiss Exchange	2024/08/09	17:31	2.10 CHF	1.27	462
London Stock Exchange European Trade Reporting	2024/08/09	17:20	2.105 CHF	0.00	2
Hamburg	2019/06/28	08:01	18.85 EUR	0.00	2
Frankfurt	2019/06/28	11:04	19.60 EUR	0.00	2
FINRA other OTC Issues	2024/	18:13	2.39 USD	0.00	1

	08/09						
Berlin	2019/ 06/28	18:47	20.10	EUR	0.00		14

Company profile

Company Logo

Contact Details

IDORSIA LTD.

--

Hegenheimermattweg 91 - 4123 Allschwil

Telefon: +41-58-844-00-00

Fax: +

E-mail: -

Company Profile

-

Members of Management Board

André C. Muller	Chairman of Managing Board
Alberto Gimona	Member of Executive Committee
Arno Groenewoud	Member of Executive Committee
Julian Gander	Member of Executive Committee
Martine Clozel	Member of Executive Committee

Board of directors

Felix R. Ehrat	Member of the administrative board
Mathieu Simon	Member of the administrative board
Sophie Kornowski-Bonnet	Member of the administrative board
Srishti Gupta	Member of the administrative board
Jörn Aldag	Member of the administrative board
Peter Kellogg	Member of the administrative board
Sandesh Mahatme	Member of the administrative board
Jean-Paul Clozel	Chairman of the administrative board