

## IDORSIA LTD CHF0.05

ISIN: CH0363463438 WKN: 36346343

## Overview

2024/08/09 17:31:21

Price  
2.10 CHFDifference  0.00% (0.00)

## General attributes

ISIN	CH0363463438
Symbol	IDIA
Exchange	SIX Swiss Exchange
Currency	CHF
Sector	Chemical / Pharmaceutical / Health
Security type	Stock
Market cap (m)	470 EUR
Benchmark	SWISS MARKET INDEX

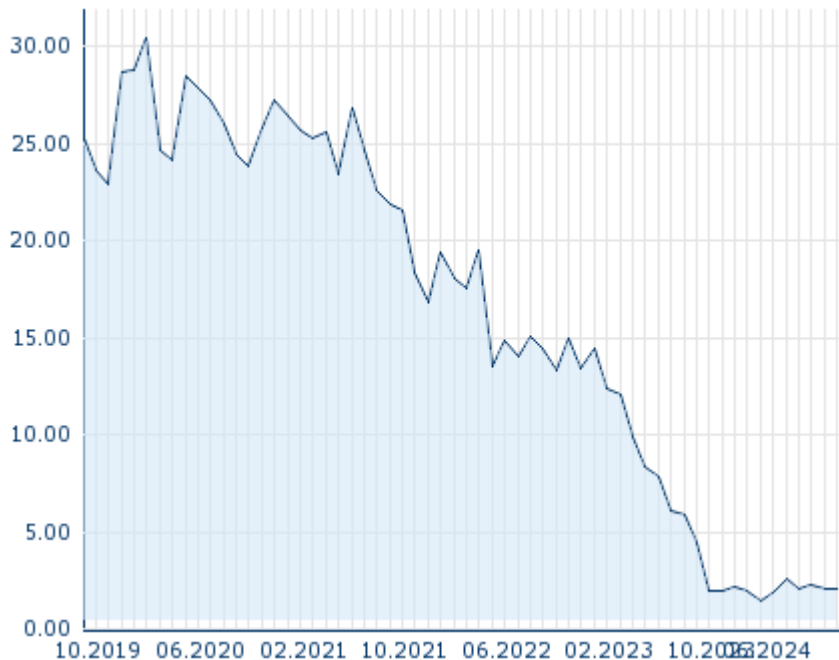
## Market data

Bid (Bid size)	2.10 CHF (26,478)
Ask (Ask size)	2.102 CHF (707)
Open	2.16 CHF
High	2.16 CHF
Low	2.06 CHF
Close (prev. day)	2.10 CHF
VWAP	2.098345 CHF
Volume (pcs)	603,437
Trading volume	1,266,218.83
Number of trades	462
Last size	1,931

## Futures and Options







Related Futures	15
Related Options	-

5y



Information about previous performance does not guarantee future performance.  
Source: FactSet

## Recent research

on sector		on market	
Date		Headline	Download
2024/08/09		Equity Weekly	
2024/07/29		Aktienempfehlungen Österreich	
2024/07/24		Global Equity Ratings	
2024/07/24		Aktienempfehlungen Global	
2024/07/15		Aktienempfehlungen Global	

## Details

2024/08/09 17:31:21

### Price

2.10 CHF

**Difference** ➔ 0.00% (0.00)

### General attributes

ISIN CH0363463438

Symbol IDIA

Exchange SIX Swiss Exchange

Currency CHF

Sector Chemical / Pharmaceutical / Health

Security type Stock

Market cap (m) 470 EUR

Benchmark SWISS MARKET INDEX

### Market data

Bid (Bid size) 2.10 CHF (26,478)

Ask (Ask size) 2.102 CHF (707)

Open 2.16 CHF

High 2.16 CHF

Low 2.06 CHF

Close (prev. day) 2.10 CHF

VWAP 2.098345 CHF

Volume (pcs) 603,437

Trading volume 1,266,218.83

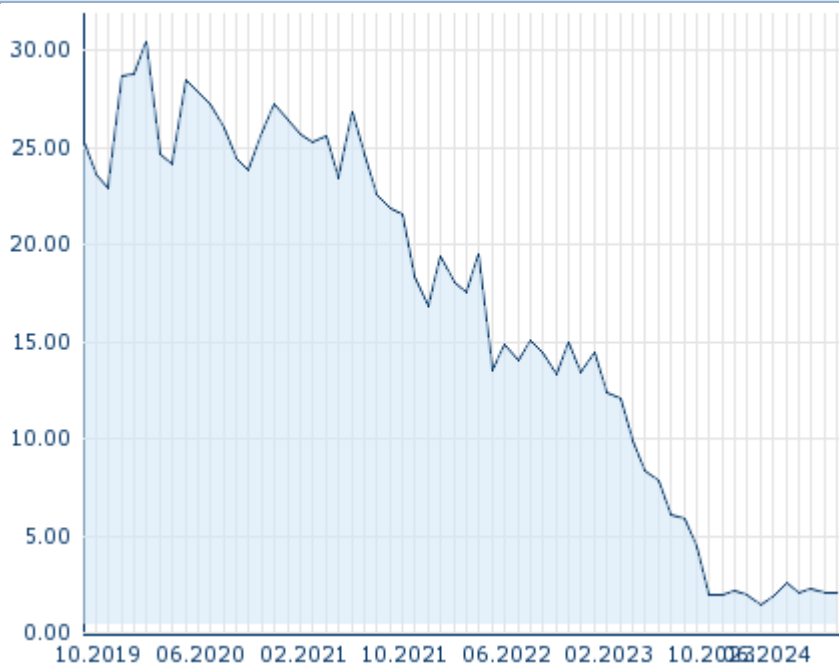
Number of trades 462

Last size 1,931

### Performance and Risk

	6m	1y	3y
Perf (%)	+82.14%	-68.13%	-90.89%
Perf (abs.)	+1.15	-5.45	-25.45
Beta	1.44	1.80	1.12
Volatility	123.64	126.14	76.41

5y



Information about previous performance does not guarantee future performance.

Source: FactSet

### Price data

Ø price 5 days   Ø volume 5 days (pcs.)	2.16 CHF (469,397)
Ø price 30 days   Ø volume 30 days (pcs.)	2.28 CHF (535,180)
Ø price 100 days   Ø volume 100 days (pcs.)	2.21 CHF (649,221)
Ø price 250 days   Ø volume 250 days (pcs.)	2.37 CHF (859,595)
YTD High   date	3.70 CHF (2024/02/28)
YTD Low   date	1.29 CHF (2024/01/24)
52 Weeks High   date	6.37 CHF (2023/08/14)
52 Weeks Low   date	1.29 CHF (2024/01/24)

### All listings for IDORSIA LTD CHF0.05

Exchange <span>📍</span>	Date	Time	Price	Trading volume (mio.)	Number of trades
SIX Swiss Exchange	2024/08/09	17:31	2.10 CHF	1.27	462
London Stock Exchange European Trade Reporting	2024/08/09	17:20	2.105 CHF	0.00	2
Hamburg	2019/06/28	08:01	18.85 EUR	0.00	2
Frankfurt	2019/06/28	11:04	19.60 EUR	0.00	2
FINRA other OTC Issues	2024/	18:13	2.39 USD	0.00	1

	08/09					
Berlin	2019/ 06/28	18:47	20.10	EUR	0.00	14

# Company profile

## Company Logo

### Contact Details

IDORSIA LTD.

--

Hegenheimermattweg 91 - 4123 Allschwil

Telefon: +41-58-844-00-00

Fax: +

E-mail: -

## Company Profile

-

### Members of Management Board

André C. Muller Chairman of Managing Board

Alberto Gimona Member of Executive Committee

Arno Groenewoud Member of Executive Committee

Julian Gander Member of Executive Committee

Martine Clozel Member of Executive Committee

### Board of directors

Felix R. Ehrat Member of the administrative board

Mathieu Simon Member of the administrative board

Sophie Kornowski-Bonnet Member of the administrative board

Srishti Gupta Member of the administrative board

Jörn Aldag Member of the administrative board

Peter Kellogg Member of the administrative board

Sandesh Mahatme Member of the administrative board

Jean-Paul Clozel Chairman of the administrative board