

IDORSIA LTD CHF0.05

ISIN: CH0363463438 WKN: 36346343

Overview

2024/07/17 13:29:36

Price

2.254 CHF

Difference  -0.97% (-0.02)

General attributes

ISIN CH0363463438

Symbol IDIA

Exchange SIX Swiss Exchange

Currency CHF

Sector Chemical / Pharmaceutical / Health

Security type Stock

Market cap (m) 440 EUR

Benchmark SWISS MARKET INDEX

Market data

Bid (Bid size) 2.252 CHF (434)

Ask (Ask size) 2.274 CHF (2,462)

Open 2.262 CHF

High 2.38 CHF

Low 2.242 CHF

Close (prev. day) 2.276 CHF

VWAP 2.326086 CHF

Volume (pcs) 219,975

Trading volume 511,680.68

Number of trades 201

Last size 39

Futures and Options

Related Futures 15







Related Options -

5y



Information about previous performance does not guarantee future performance.
Source: FactSet

Recent research

on sector		on market	
Date		Headline	Download
2024/07/15		Aktienempfehlungen Global	
2024/07/12		Global Equity Ratings	
2024/07/09		Aktienempfehlungen Österreich	
2024/06/24		Aktienempfehlungen Österreich	
2024/06/21		Global Equity Ratings	

Details

2024/07/17 13:29:36

Price

2.254 CHF

Difference 📉 -0.97% (-0.02)

General attributes

ISIN	CH0363463438
Symbol	IDIA
Exchange	SIX Swiss Exchange
Currency	CHF
Sector	Chemical / Pharmaceutical / Health
Security type	Stock
Market cap (m)	440 EUR
Benchmark	SWISS MARKET INDEX

Market data

Bid (Bid size)	2.252 CHF (434)
Ask (Ask size)	2.274 CHF (2,462)
Open	2.262 CHF
High	2.38 CHF
Low	2.242 CHF
Close (prev. day)	2.276 CHF
VWAP	2.326086 CHF
Volume (pcs)	219,975
Trading volume	511,680.68
Number of trades	201
Last size	39

Performance and Risk

	6m	1y	3y
Perf (%)	+51.13%	-64.93%	-91.05%
Perf (abs.)	+0.77	-4.21	-23.16
Beta	1.69	1.71	1.08
Volatility	122.67	112.98	76.03

5y



Information about previous performance does not guarantee future performance.
Source: FactSet

Price data

Ø price 5 days Ø volume 5 days (pcs.)	2.228 CHF (421,143)
Ø price 30 days Ø volume 30 days (pcs.)	2.114 CHF (421,659)
Ø price 100 days Ø volume 100 days (pcs.)	2.149 CHF (894,593)
Ø price 250 days Ø volume 250 days (pcs.)	2.641 CHF (873,490)
YTD High date	3.700 CHF (2024/02/28)
YTD Low date	1.294 CHF (2024/01/24)
52 Weeks High date	7.240 CHF (2023/07/18)
52 Weeks Low date	1.294 CHF (2024/01/24)

Arbitrage views

Exchange	Date	Time	Price	Trading volume (mio.)	Number of trades
SIX Swiss Exchange	2024/07/17	13:29	2.254 CHF	0.51	201
London Stock Exchange European Trade Reporting	2024/07/17	09:00	2.235 CHF	0.00	1
Hamburg	2019/06/28	08:01	18.85 EUR	0.00	2
Frankfurt	2019/06/28	11:04	19.60 EUR	0.00	2
FINRA other OTC Issues	2024/	15:30	2.25 USD	0.00	1

	07/09						
Berlin	2019/ 06/28	18:47	20.10	EUR	0.00		14

Company profile

Company Logo

Contact Details

IDORSIA LTD.

--

Hegenheimermattweg 91 - 4123 Allschwil

Telefon: +41-58-844-00-00

Fax: +

E-mail: -

Company Profile

-

Members of Management Board

André C. Muller	Chairman of Managing Board
Alberto Gimona	Member of Executive Committee
Arno Groenewoud	Member of Executive Committee
Julian Gander	Member of Executive Committee
Martine Clozel	Member of Executive Committee

Board of directors

Felix R. Ehrat	Member of the administrative board
Mathieu Simon	Member of the administrative board
Sophie Kornowski-Bonnet	Member of the administrative board
Srishti Gupta	Member of the administrative board
Jörn Aldag	Member of the administrative board
Peter Kellogg	Member of the administrative board
Sandesh Mahatme	Member of the administrative board
Jean-Paul Clozel	Chairman of the administrative board