

## CORPORATE TRAVEL MANAGEMENT LTD

ISIN: AU000000CTD3 WKN: CTD

## Overview

2024/07/18 08:10:09

Price

13.19 AUD

Difference  -1.86% (-0.25)

## General attributes

ISIN AU000000CTD3

Symbol CTD

Exchange Australian Securities Exchange

Currency AUD

Sector Media / Entertainment / Recreation

Security type Stock

Market cap (m) 1,187 EUR

Benchmark ASX ALL ORDINARIES INDEX

## Market data

Bid (Bid size) 13.19 AUD (68)

Ask (Ask size) 13.22 AUD (10,457)

Open 13.40 AUD

High 13.40 AUD

Low 13.17 AUD

Close (prev. day) 13.44 AUD

VWAP 13.228319 AUD

Volume (pcs) 686,784

Trading volume 9,084,756.70

Number of trades 6,628

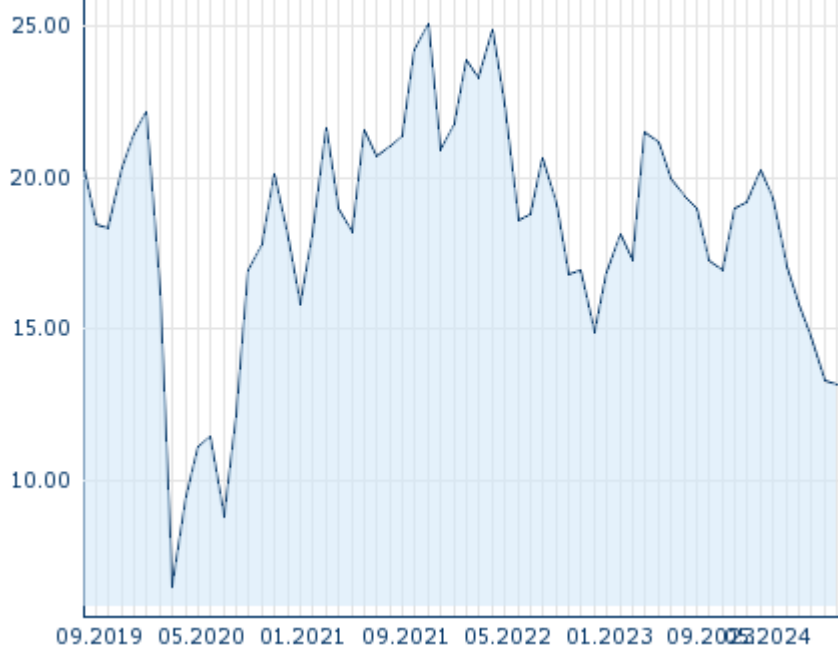
Last size -

## Futures and Options

Related Futures -







Related Options 808

5y



Information about previous performance does not guarantee future performance.  
Source: FactSet

## Recent research

on sector			
Date		Headline	Download
2024/07/15		Aktienempfehlungen Global	
2024/07/12		Global Equity Ratings	
2024/07/09		Aktienempfehlungen Österreich	
2024/06/28		Equity Weekly	
2024/06/24		Aktienempfehlungen Österreich	

## Details

2024/07/18 08:10:09

## Price

13.19 AUD

Difference ▼ -1.86% (-0.25)

## General attributes

ISIN	AU000000CTD3
Symbol	CTD
Exchange	Australian Securities Exchange
Currency	AUD
Sector	Media / Entertainment / Recreation
Security type	Stock
Market cap (m)	1,187 EUR
Benchmark	ASX ALL ORDINARIES INDEX

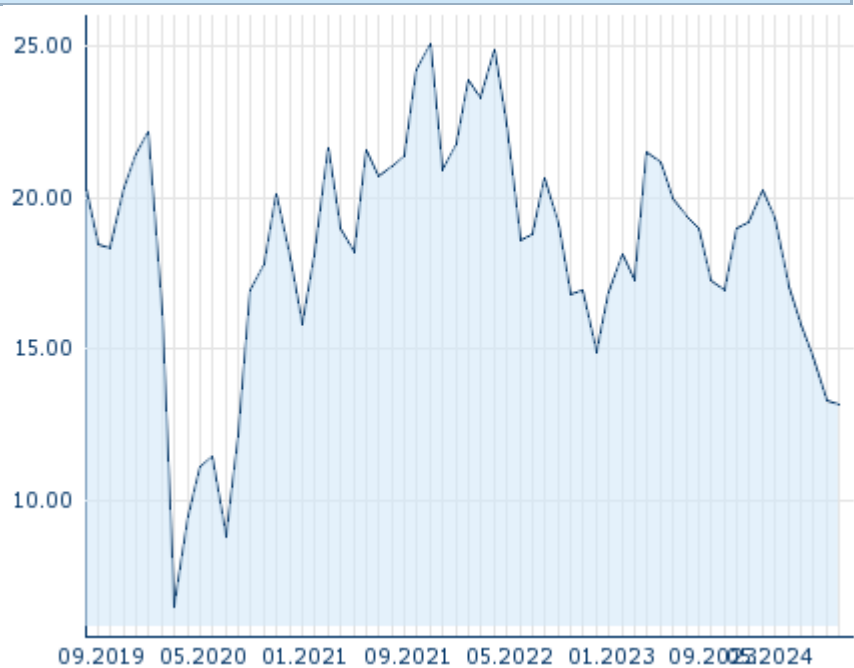
## Market data

Bid (Bid size)	13.19 AUD (68)
Ask (Ask size)	13.22 AUD (10,457)
Open	13.40 AUD
High	13.40 AUD
Low	13.17 AUD
Close (prev. day)	13.44 AUD
VWAP	13.228319 AUD
Volume (pcs)	686,784
Trading volume	9,084,756.70
Number of trades	6,628
Last size	-

## Performance and Risk

	6m	1y	3y
Perf (%)	-	-	-
Perf (abs.)	-	-	-
Beta	1.35	1.36	1.50
Volatility	-	-	-

5y



Information about previous performance does not guarantee future performance.  
Source: FactSet

## Price data

Ø price 5 days   Ø volume 5 days (pcs.)	13.46 AUD (478,062)
Ø price 30 days   Ø volume 30 days (pcs.)	13.43 AUD (620,281)
Ø price 100 days   Ø volume 100 days (pcs.)	15.02 AUD (709,147)
Ø price 250 days   Ø volume 250 days (pcs.)	17.15 AUD (573,609)
YTD High   date	21.49 AUD (2024/01/30)
YTD Low   date	12.84 AUD (2024/05/30)
52 Weeks High   date	21.49 AUD (2024/01/30)
52 Weeks Low   date	12.84 AUD (2024/05/30)

## All listings for CORPORATE TRAVEL MANAGEMENT LTD

Exchange	Date	Time	Price	Trading volume (mio.)	Number of trades
Stuttgart	2024/07/18	16:27	8.20 EUR	0.00	4
Frankfurt	2024/07/18	08:12	7.95 EUR	0.00	1
FINRA other OTC Issues	2024/07/16	16:25	8.78 USD	0.01	1
Duesseldorf	2024/07/18	19:30	7.90 EUR	0.00	5
Australian Securities	2024/07/18	08:10	13.19 AUD	9.08	6,628



## Company profile

### Company Logo



### Company Profile

-

### Contact Details

CORPORATE TRAVEL MANAGEMENT

--

----

Telefon: -

Fax: -

E-mail: -