

BEACH ENERGY LTD.

ISIN: AU000000BPT9 WKN: BPT

Overview

2024/06/24 08:10:20

Price
1.475 AUDDifference  -1.67% (-0.03)

General attributes

ISIN	AU000000BPT9
Symbol	BPT
Exchange	Australian Securities Exchange
Currency	AUD
Sector	Energy / Commodities
Security type	Stock
Market cap (m)	2,088 EUR
Benchmark	ASX ALL ORDINARIES INDEX

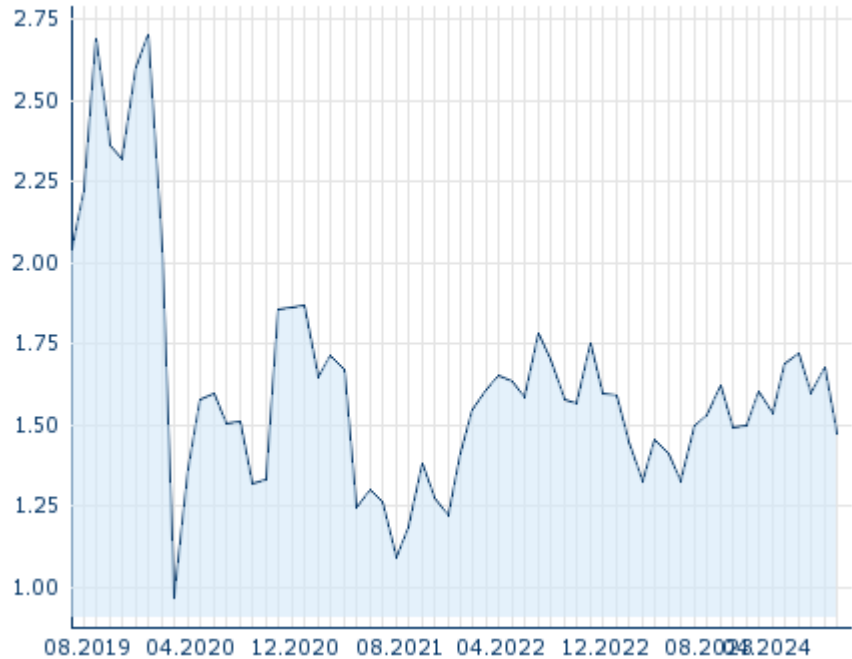
Market data

Bid (Bid size)	1.475 AUD (274,032)
Ask (Ask size)	1.48 AUD (1,057)
Open	1.475 AUD
High	1.49 AUD
Low	1.47 AUD
Close (prev. day)	1.50 AUD
VWAP	1.477568 AUD
Volume (pcs)	6,992,233
Trading volume	10,331,500.55
Number of trades	6,514
Last size	-

Futures and Options



Related Futures	-
Related Options	243

5y



Information about previous performance does not guarantee future performance.
Source: FactSet

Recent research

on sector			
Date		Headline	Download
2024/06/24		Aktienempfehlungen Österreich	
2024/06/21		Global Equity Ratings	
2024/06/21		Aktienempfehlungen Global	
2024/06/14		Equity Weekly	
2024/06/14		Global Equity Ratings	

Details

2024/06/24 08:10:20

Price

1.475 AUD

Difference ▼ -1.67% (-0.03)

General attributes

ISIN	AU000000BPT9
Symbol	BPT
Exchange	Australian Securities Exchange
Currency	AUD
Sector	Energy / Commodities
Security type	Stock
Market cap (m)	2,088 EUR
Benchmark	ASX ALL ORDINARIES INDEX

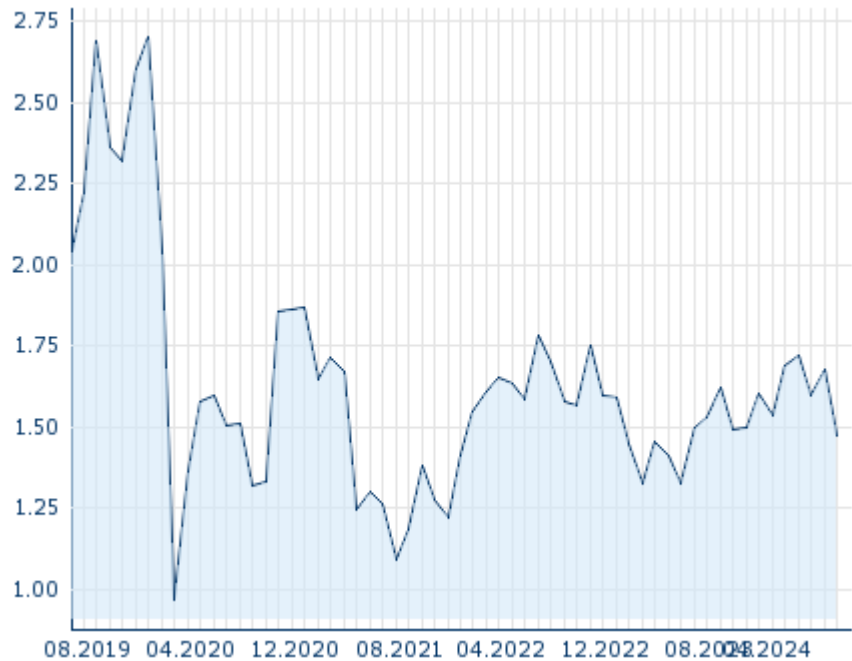
Market data

Bid (Bid size)	1.475 AUD (274,032)
Ask (Ask size)	1.48 AUD (1,057)
Open	1.475 AUD
High	1.49 AUD
Low	1.47 AUD
Close (prev. day)	1.50 AUD
VWAP	1.477568 AUD
Volume (pcs)	6,992,233
Trading volume	10,331,500.55
Number of trades	6,514
Last size	-

Performance and Risk

	6m	1y	3y
Perf (%)	-7.81%	+9.26%	+10.63%
Perf (abs.)	-0.08	+0.08	+0.09
Beta	0.49	0.87	1.09
Volatility	39.29	37.48	46.85

5y



Information about previous performance does not guarantee future performance.
Source: FactSet

Price data

Ø price 5 days Ø volume 5 days (pcs.)	1.488 AUD (17,902,522)
Ø price 30 days Ø volume 30 days (pcs.)	1.635 AUD (9,194,130)
Ø price 100 days Ø volume 100 days (pcs.)	1.666 AUD (8,879,558)
Ø price 250 days Ø volume 250 days (pcs.)	1.598 AUD (7,592,422)
YTD High date	1.925 AUD (2024/04/05)
YTD Low date	1.435 AUD (2024/06/20)
52 Weeks High date	1.925 AUD (2024/04/05)
52 Weeks Low date	1.305 AUD (2023/06/27)

Arbitrage views

Exchange	Date	Time	Price	Trading volume (mio.)	Number of trades
Tradegate	2024/06/21	22:02	0.905 EUR	0.00	1
Stuttgart	2024/06/24	08:16	0.885 EUR	0.00	1
Hamburg	2024/06/24	08:00	0.885 EUR	0.00	1
Frankfurt	2024/06/24	08:00	0.885 EUR	0.00	1
FINRA other OTC	2024/06/	17:17	0.993 USD	0.00	1

Issues	21					
Duesseldorf	2024/06/24	16:30	0.885	EUR	0.00	4
Australian Securities Exchange	2024/06/24	08:10	1.475	AUD	10.33	6,514

Company profile

Company Logo

Contact Details

BEACH ENERGY

--

Level 1, Conyngham Street 25 5065
Glenside, SA

Telefon: +61 8 8338 2833

Fax: +61 8 8338 2336

E-mail: info@beachpetroleum.com.au

Company Profile

-