

AGL ENERGY

ISIN: AU000000AGL7

WKN: AGL

Overview

2024/08/22 08:10:42

Price

11.63 AUD

Difference  -1.44% (-0.17)

General attributes

ISIN AU000000AGL7

Symbol AGL

Exchange Australian Securities Exchange

Currency AUD

Sector Utilities

Security type Stock

Market cap (m) 4,812 EUR

Benchmark ASX ALL ORDINARIES INDEX

Market data

Bid (Bid size) 11.63 AUD (561)

Ask (Ask size) 11.65 AUD (14,475)

Open 11.78 AUD

High 11.81 AUD

Low 11.62 AUD

Close (prev. day) 11.80 AUD

VWAP 11.693867 AUD

Volume (pcs) 3,565,455

Trading volume 41,693,957.09

Number of trades 9,556

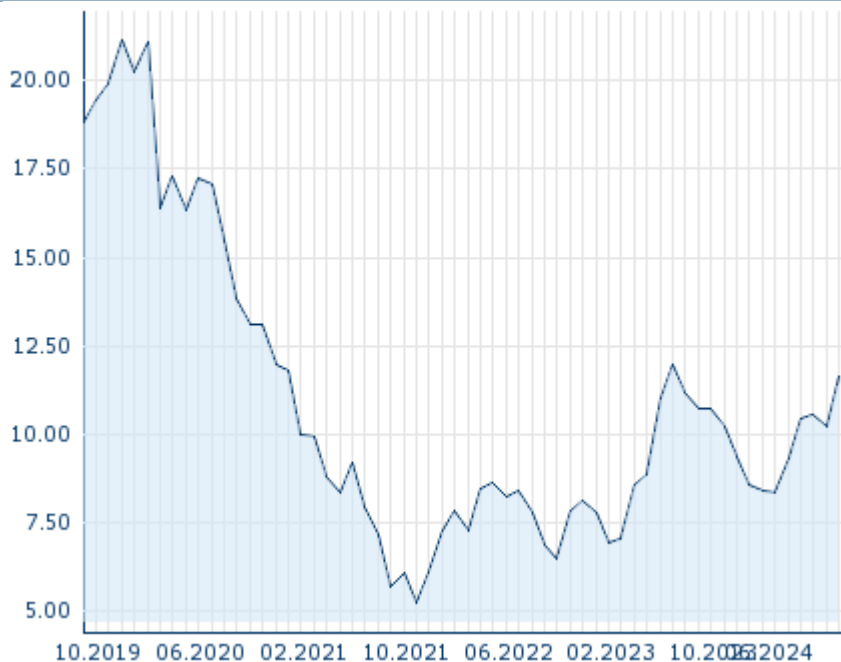
Last size -

Futures and Options

Related Futures -

Related Options 668


5y



Information about previous performance does not guarantee future performance.

Source: FactSet

Recent research

on sector			
Date		Headline	Download
2024/08/13		Aktienempfehlungen Österreich	
2024/08/12		Global Equity Ratings	
2024/08/12		Aktienempfehlungen Global	
2024/07/29		Aktienempfehlungen Österreich	
2024/07/26		Equity Weekly	

Details

2024/08/22 08:10:42

Price

11.63 AUD

Difference ▼ -1.44% (-0.17)

General attributes

ISIN	AU000000AGL7
Symbol	AGL
Exchange	Australian Securities Exchange
Currency	AUD
Sector	Utilities
Security type	Stock
Market cap (m)	4,812 EUR
Benchmark	ASX ALL ORDINARIES INDEX

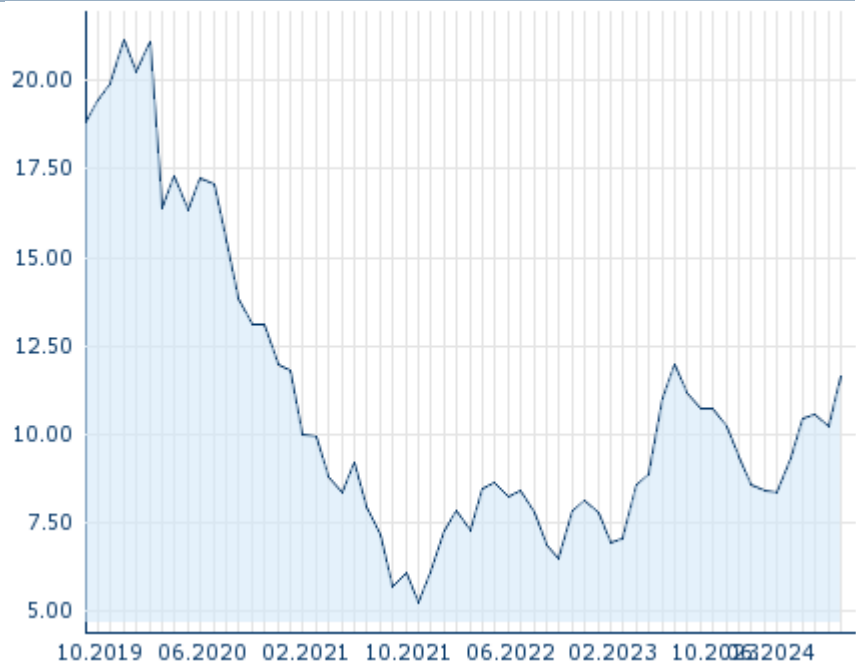
Market data

Bid (Bid size)	11.63 AUD (561)
Ask (Ask size)	11.65 AUD (14,475)
Open	11.78 AUD
High	11.81 AUD
Low	11.62 AUD
Close (prev. day)	11.80 AUD
VWAP	11.693867 AUD
Volume (pcs)	3,565,455
Trading volume	41,693,957.09
Number of trades	9,556
Last size	-

Performance and Risk

	6m	1y	3y
Perf (%)	+42.00%	+13.53%	+63.51%
Perf (abs.)	+2.09	+0.84	+2.75
Beta	0.75	0.58	0.68
Volatility	29.56	30.13	34.03

5y



Information about previous performance does not guarantee future performance.
Source: FactSet

Price data

Ø price 5 days Ø volume 5 days (pcs.)	11.83 AUD (5,061,124)
Ø price 30 days Ø volume 30 days (pcs.)	10.71 AUD (3,020,641)
Ø price 100 days Ø volume 100 days (pcs.)	10.19 AUD (2,482,676)
Ø price 250 days Ø volume 250 days (pcs.)	9.89 AUD (2,357,885)
YTD High date	12.13 AUD (2024/08/20)
YTD Low date	7.80 AUD (2024/02/06)
52 Weeks High date	12.13 AUD (2024/08/20)
52 Weeks Low date	7.80 AUD (2024/02/06)

All listings for AGL ENERGY

Exchange	Date	Time	Price	Trading volume (mio.)	Number of trades
Tradegate	2024/08/22	08:00	7.08 EUR	0.00	1
Stuttgart	2024/08/22	08:09	6.944 EUR	0.00	1
Munich	2024/08/22	08:02	7.08 EUR	0.00	1
Frankfurt	2024/08/22	08:09	6.944 EUR	0.00	1
FINRA other OTC	2024/07/	15:35	7.05 USD	0.00	1

Issues	17					
Duesseldorf	2024/08/22	08:11	6.922	EUR	0.00	1
Berlin	2024/08/22	08:08	6.944	EUR	0.00	1
Australian Securities Exchange	2024/08/22	08:10	11.63	AUD	41.69	9,556

Company profile

Company Logo



Contact Details

AGL ENERGY LTD.

--

72 Christie Street - 2065 ST LEONARDS,
NSW

Telefon: +61 (02) 9921 2999

Fax: +61 (02) 9921 2552

E-mail: -

Company Profile

-

Members of Management Board

Graeme Hunt	Chairman of Managing Board
Christine Corbett	Member of Executive Committee
Damien Nicks	Member of Executive Committee
Elizabeth McNamara	Member of Executive Committee
Joanne Fox	Member of Executive Committee
John Chambers	Member of Executive Committee
John Fitzgerald	Member of Executive Committee
João Segorbe	Member of Executive Committee
Markus Brokhof	Member of Executive Committee

Board of directors

Patricia McKenzie	Chairman of Supervisory Board
Kerry Schott	Member of Supervisory Board
Christine Holman	Member of Supervisory Board
Graham Cockroft	Member of Supervisory Board
John Pollaers	Member of Supervisory Board
Mark Bloom	Member of Supervisory Board
Mark Twidell	Member of Supervisory Board
Miles George	Member of Supervisory Board
Vanessa Sullivan	Member of Supervisory Board