

MARINOMED BIOTECH AG

ISIN: **ATMARINOMED6** WKN:

-

Overview

2021/07/30 17:35:02

Price

113.00 EUR

Difference  0.44% (0.50)

General attributes

ISIN	ATMARINOMED6
Symbol	MARI
Exchange	Vienna Stock Exchange
Currency	EUR
Sector	-
Security type	Stock
Market cap (m)	167 EUR
Benchmark	ATX AUSTRIAN TRADED INDEX

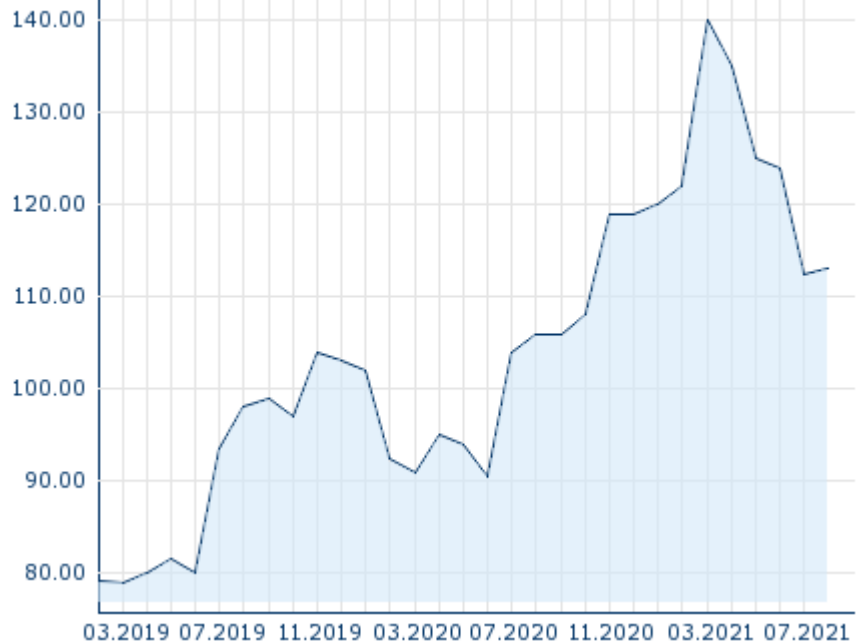
Market data

Bid (Bid size)	-
Ask (Ask size)	-
Open	112.50 EUR
High	113.00 EUR
Low	111.00 EUR
Close (prev. day)	112.50 EUR
VWAP	111.908423 EUR
Volume (pcs)	748
Trading volume	83,707.50
Number of trades	16
Last size	40

Futures and Options

Related Futures	-
Related Options	-











5y



Information about previous performance does not guarantee future performance.

Source: FactSet

Recent research

on instrument		on market	
Date		Headline	Download
2021/05/28		Equity Weekly	
2021/04/16		Equity Weekly	
2021/04/09		Equity Weekly	
2021/01/29		Equity Weekly	
2020/11/27		Equity Weekly	

Details

2021/07/30 17:35:02

Price

113.00 EUR

Difference ▲ 0.44% (0.50)

General attributes

ISIN	ATMARINOMED6
Symbol	MARI
Exchange	Vienna Stock Exchange
Currency	EUR
Sector	-
Security type	Stock
Market cap (m)	167 EUR
Benchmark	ATX AUSTRIAN TRADED INDEX

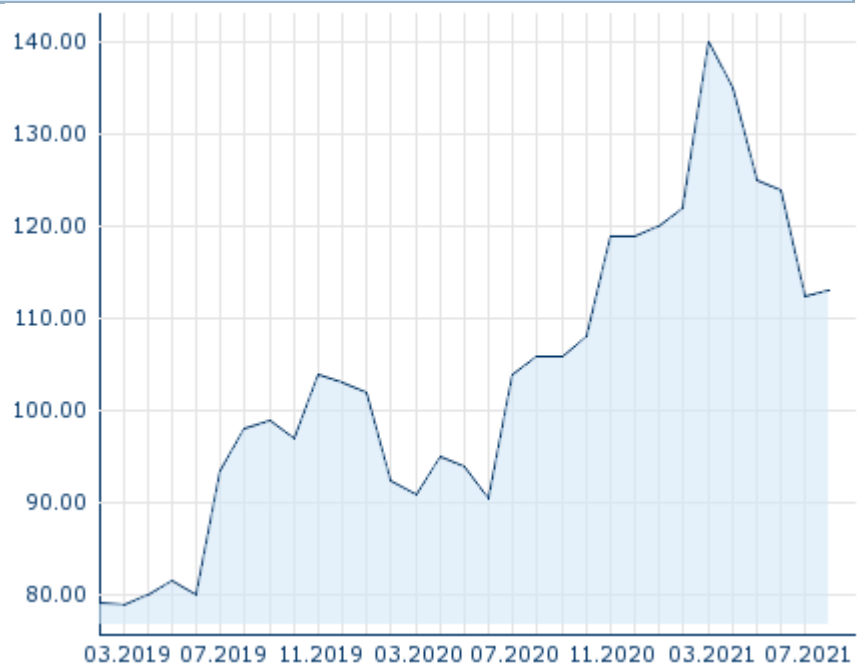
Market data

Bid (Bid size)	-
Ask (Ask size)	-
Open	112.50 EUR
High	113.00 EUR
Low	111.00 EUR
Close (prev. day)	112.50 EUR
VWAP	111.908423 EUR
Volume (pcs)	748
Trading volume	83,707.50
Number of trades	16
Last size	40

Performance and Risk

	6m	1y	3y
Perf (%)	-3.48%	+9.90%	-
Perf (abs.)	-4.00	+10.00	-
Beta	0.18	0.10	0.20
Volatility	38.40	37.29	34.57

5y



Information about previous performance does not guarantee future performance.
Source: FactSet

Price data

Ø price 5 days Ø volume 5 days (pcs.)	114.30 EUR (697)
Ø price 30 days Ø volume 30 days (pcs.)	120.00 EUR (681)
Ø price 100 days Ø volume 100 days (pcs.)	128.15 EUR (961)
Ø price 250 days Ø volume 250 days (pcs.)	119.44 EUR (1,201)
YTD High date	147.00 EUR (2021/02/19)
YTD Low date	103.00 EUR (2021/07/15)
52 Weeks High date	147.00 EUR (2021/02/19)
52 Weeks Low date	91.00 EUR (2020/08/11)

Arbitrage views

Exchange	Date	Time	Price	Trading volume (mio.)	Number of trades
Vienna Stock Exchange	2021/07/30	17:35	113.00 EUR	0.08	16
Tradegate	2021/07/30	09:06	111.00 EUR	0.01	2
Stuttgart	2021/07/30	10:30	111.00 EUR	0.00	2
Munich	2021/07/30	08:07	112.50 EUR	0.00	1
Frankfurt	2021/07/30	08:02	111.50 EUR	0.00	2

	30						
Duesseldorf	2021/07/ 30	19:30	111.00	EUR	0.00		16
Berlin	2021/07/ 30	18:47	112.00	EUR	0.00		14

Company profile

Company Logo



Contact Details

MARINOMED BIOTECH AG

--

Hovengasse 25 - 2100 Korneuburg

Telefon: 43-1-2262-90300

Fax: 43-1-25077-4493

E-mail: office@marinomed.com

Company Profile

-

Members of Management Board

Andreas Grassauer Chairman of Managing Board

Eva Prieschl-Grassauer Member of Executive Committee

Pascal Schmidt Member of Executive Committee

Board of directors

Simon Jules Nebel Chairman of Supervisory Board

Gernot Hofer Member of Supervisory Board

Brigitte Ederer Member of Supervisory Board

Ute Lassnig Member of Supervisory Board