


## Erste Group Participation certificate SILVER Future Open end

ISIN: **AT0000A2QM66** WKN: **EB04EL**

## Overview

2024/09/27 09:43:14

Bid	Ask
<b>23.70</b>	<b>23.76</b>
Difference	 -0.92% (-0.22)

## General attributes

Issuer	Erste Group Bank AG
Product type	Index/Participation Certificates
Stock exchange	VIE, STU
Underlying	SILVER Future
Current underlying	SILVER Future DEC24
Underlying ISIN	-
Underlying stock exchange	CMX
Underlying currency	USD
Multiplier	0.8340385
Issue date	2021/04/06
Issue price	21.39
Last rollover	2024/08/27
Expected next rollover	2024/11/26
Maturity	Open end
First trading day	2021/04/06
Last trading day	Open end
Quanto	no
Currency	EUR
Management fee	0.00%

## Price information

Today open	23.73
Today high	23.81
Today low	23.71
Close (previous day)	23.95
Spread in %	0.21 %
Spread absolute	0.05

since inception



Performance since inception. Performances under 12 month have only little informative value because of the short maturity. Information about previous performance does not guarantee future performance.

**Source:** Erste Group Bank AG



## Advantages

- 100% participation in the performance of the underlying
- Unlimited return potential
- Transparent establishment of prices
- Straightforward product systematics



## Risks you should be aware of

- Redemption hinges on the performance of the underlying. The underlying is subject to the fluctuations of the commodity price
- Prices may fluctuate during the life of the certificate. The investor may lose up to 100% of the capital invested
- In some cases, commodity certificates may hold foreign exchange risk
- Redemption hinges on the solvency of Erste Group Bank AG (default risk)

Spread harmonised	0.06
High price (52 weeks)	25.55
Low price (52 weeks)	17.66

- Commodity certificates are generally subject to the risks outlined in the respective prospectus

#### Performance

Performance YTD in %	+25.75%
Performance 1 month in %	+6.09%
Performance 6 months in %	+21.91%
Performance 1 year in %	+23.36%
Performance 3 years in %	+26.75%
Performance 5 years in %	-
Performance since inception in %	+11.97%

#### Index/Participation Certificates | Description


Holders of a commodity certificate participate one to one in the performance of the respective underlying instrument, i.e. the commodity. It is generally difficult and expensive to buy commodities directly, and trying to store it is a challenging task.

Commodity certificates reduce the administrative effort to a minimum and offer an economical investment solution in comparison to the purchase of the commodity itself. The price of the commodity certificate rises and falls in proportion to the performance of the underlying. However, investors have to bear in mind the exchange rate aspect for commodity certificates whose underlying are not traded in euro and are not currency-hedged.

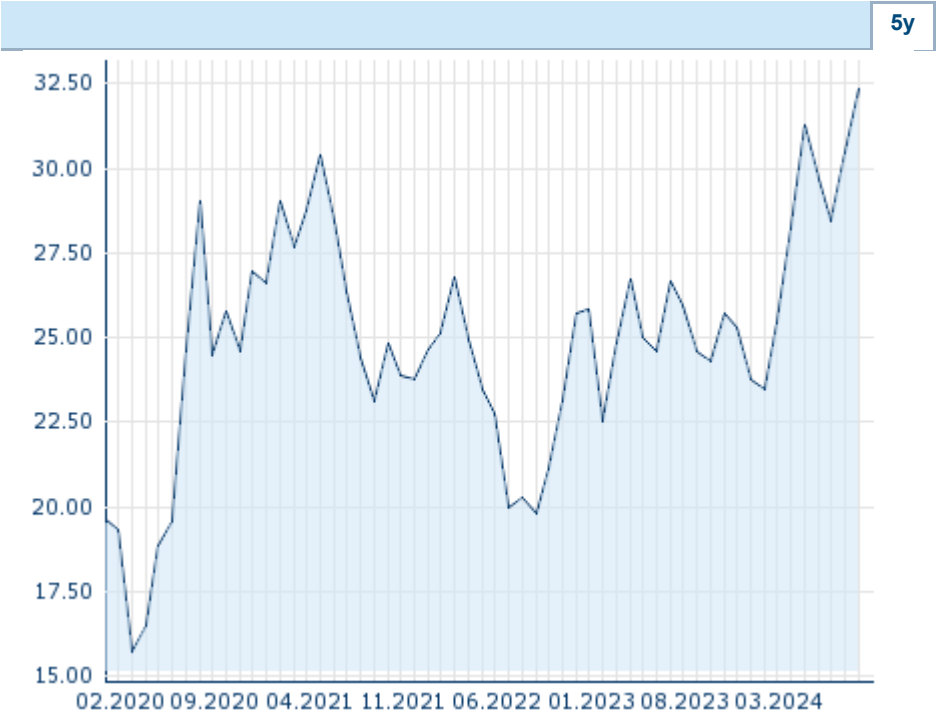
#### Secondary market

From the value date onwards the certificates can be traded on each stock exchange day between 9:00 and 20:00. However, Erste Group Bank AG cannot guarantee the existence or maintenance of an active market throughout the entire life of the certificate. The issuer will, as a rule, continuously quote prices, but is not obligated to do so. Neither is the issuer obligated to redeem the certificates. During the life of the certificate its price will be significantly determined by the general development of interest rates, the fluctuations on the capital market, and the general economic scenario.

Underlying

Date: - -
Underlying Quote
-
Difference
 - (-)

General attributes underlying	
Name	SILVER Future
ISIN	-
Stock exchange (underlying)	-
Currency (underlying)	-
Start value underlying	25.2310
Current underlying	SILVER Future DEC24
Last rollover	2024/08/27
Expected next rollover	2024/11/26
Price	-
Time	-
Change in %	-
Today high	-
Today low	-
High price (52 weeks)	-
Low price (52 weeks)	-



Information about previous performance does not guarantee future performance.  
Source: FactSet

Notice on chart (only applicable for future as underlying)

The chart displays the performance of the future currently serving as underlying. The underlying changes monthly or quarterly, as shortly before the future expires there is a roll-over in the next due future. Therefore, the price history in the chart solely represents the current future underlying. Please note the additional information for ISINs AT0000A0CNC5 and AT0000A0CND3 in the product news.