


Erste Group Turbo long WACKER CHEMIE Open end



ISIN: **AT0000A2J2P7**      WKN: **EB01Z2**

Overview

2024/05/03 17:28:36	
Bid	Ask
3.89	3.94
Difference	 1.03% (0.04)

General attributes	
Issuer	Erste Group Bank AG
Product type	Turbos
Long/ Short	long
Stock exchange	STU, VIE
Underlying	WACKER CHEMIE
Underlying ISIN	DE000WCH8881
Underlying stock exchange	GER
Underlying currency	EUR
Price underlying	102.25 EUR
Date	2024/05/03 17:35:08
Strike	63.6248 EUR
Strike distance in %	37.78%
Barrier	65.6248 EUR
Barrier distance	36.63 EUR
Barrier distance in %	35.82%
Knocked out	no
Pay back value	-
Leverage	2.60
Multiplier	0.1000000
Start price product	1.44
Currency	EUR
Issue date	2020/08/19
First trading day	2020/08/19
Last trading day	Open end
Maturity	Open end
Quanto	no

Chart is not available

 Advantages	 Risks you should be aware of
<ul style="list-style-type: none"><li>▪ Chance of unlimited gains if the price of the underlying increases</li><li>▪ Disproportionate participation in the performance of the underlying (leverage effect)</li><li>▪ Limited influence of time value and volatility of the underlying</li></ul>	<ul style="list-style-type: none"><li>▪ The leverage effect causes increased price fluctuations during the life of the product and harbours the risk of disproportionate losses of up to 100% of capital invested.</li><li>▪ The risk of a total loss of capital invested may materialise already as soon as the barrier has been touched or crossed for the first time.</li><li>▪ Redemption hinges on the solvency of Erste Group Bank AG (default risk).</li><li>▪ Turbos Long are generally subject to the risks outlined in the respective prospectus</li></ul>

Turbos | Description

What are Turbos Long/Short?

The calculation of the key figures is based on the most recently delivered price of the underlying (see date/time stamp in tab underlying).

#### Price information

Today open	-
Today high	-
Today low	-
Close (previous day)	-
Spread in %	1.27 %
Spread absolute	0.05
Spread harmonised	0.50
High price (52 weeks)	8.18
Low price (52 weeks)	2.82

#### Performance

Performance YTD in %	-25.07%
Performance 1 month in %	-20.59%
Performance 6 months in %	-29.27%
Performance 1 year in %	-39.21%
Performance 3 years in %	-26.96%
Performance 5 years in %	-
Performance since inception in %	+171.88%

Turbos offer investors the chance to benefit at a disproportionate degree (leveraged) from a positive (Turbos Long) or negative (Turbos Short) development of the market. The leverage is produced by the considerably smaller size of investment required for this product in comparison with the direct investment in the underlying instrument (e.g. shares, indices, or commodities). As a basic rule, the lower the purchase price of the Turbo, the higher the leverage. Just like an option, the Turbo, too, has a strike price. This price is set by the issuer and is integral to the establishment of the leverage. The leverage is calculated by dividing the strike price by the price of the Turbo while bearing in mind the exchange ratio. In contrast to options, the leverage is largely independent of the intensity of fluctuation (i.e. volatility) of the underlying.

The price of a Turbo depends on the performance of the underlying, with the strike price and the barrier representing the crucial parameters. The margin between the price of the underlying and the strike price determines the intrinsic value of the Turbo. It changes in accordance with the price movements of the underlying, but at a disproportionate degree due to the respective leverage. Once the price of the underlying reaches or falls below (Turbos Long), or reaches or rises above (Turbos Short) the barrier, the product becomes worthless immediately, and investors receive at best a marginal residual compensation.

Even slight fluctuations of the underlying can trigger gains for the investor on account of the leverage effect. However, the high potential return is juxtaposed by the possible total loss of the capital invested.

#### How do Turbos Long work?

With a Turbo Long investors benefit disproportionately from rising prices of the underlying. Price movements in the underlying are levered in accordance with the chosen strike price. The intrinsic value is equal to the difference between the price of the underlying and the strike price. This means that the price of the Turbo Long increases when the price of the underlying increases.

The barrier of Turbos Long is below the current price of the underlying. If the price of the underlying falls to or below the barrier, the investor incurs a total loss of capital or investors receive at best a marginal residual compensation.

#### Secondary market

From the value date onwards the certificates can be traded on each stock exchange day during trading hours. However, Erste Group Bank AG cannot guarantee the existence or maintenance of an active market throughout the entire life of the certificate. The issuer will, as a rule, continuously quote prices, but is not obligated to do so. Neither is the issuer obligated to redeem the certificates. During the life of the certificate its price will be significantly determined by the general development of interest rates, the fluctuations on the capital market, and the general economic scenario.

# Underlying

Date: 2024/05/03 17:35:08	
Underlying Quote	
102.25 EUR	
Difference	+0.25% (0.25)

General attributes underlying	
Name	WACKER CHEMIE
ISIN	-
Stock exchange (underlying)	GER
Currency (underlying)	EUR
Start value underlying	83.9400
Price	102.25
Time	24/05/03 - 17:35:08
Change in %	0.25%
Today high	105.35
Today low	102.25
High price (52 weeks)	146.60
Low price (52 weeks)	90.34



Information about previous performance does not guarantee future performance.  
Source: FactSet

## Notice on chart (only applicable for future as underlying)

The chart displays the performance of the future currently serving as underlying. The underlying changes monthly or quarterly, as shortly before the future expires there is a roll-over in the next due future. Therefore, the price history in the chart solely represents the current future underlying.