


Erste Group Turbo short FRESINIUS SE Open end

ISIN: AT0000A1Y0Z2 WKN: EB0WBB

Overview

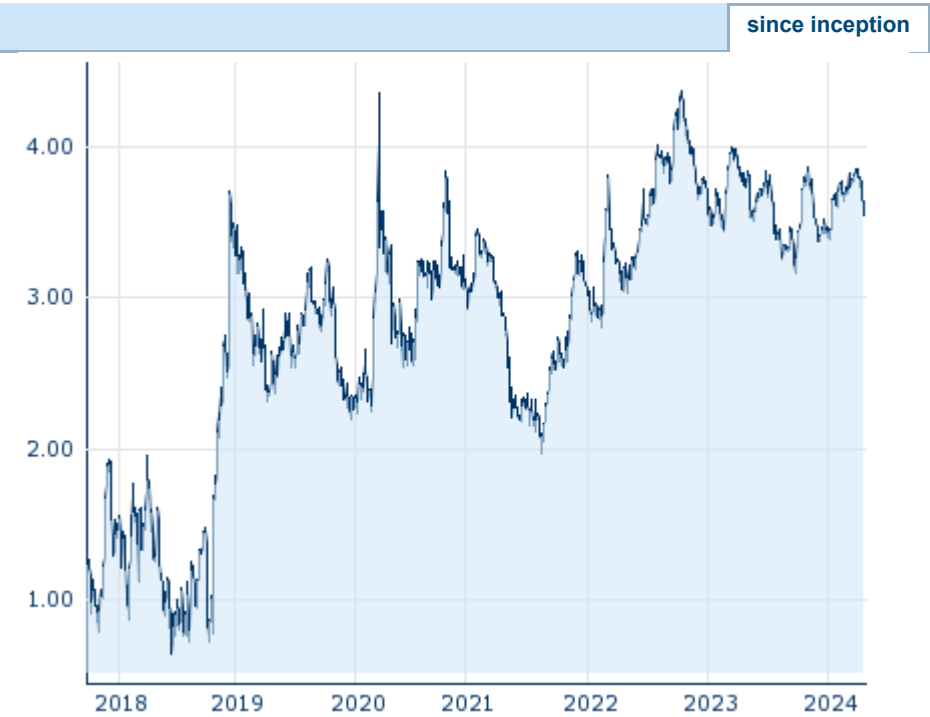
2024/04/26 17:28:34	
Bid	Ask
3.57	3.60
Difference	 -0.28% (-0.01)

General attributes	
Issuer	Erste Group Bank AG
Product type	Turbos
Long/ Short	short
Stock exchange	STU, VIE
Underlying	FRESINIUS SE
Underlying ISIN	DE0005785604
Underlying stock exchange	GER
Underlying currency	EUR
Price underlying	27.21 EUR
Date	2024/04/26 17:35:07
Strike	63.0716 EUR
Strike distance in %	131.80%
Barrier	60.5716 EUR
Barrier distance	33.36 EUR
Barrier distance in %	122.61%
Knocked out	no
Pay back value	-
Leverage	0.76
Multiplier	0.1000000
Start price product	0.99
Currency	EUR
Issue date	2017/09/22
First trading day	2017/09/22
Last trading day	Open end
Maturity	Open end
Quanto	no

The calculation of the key figures is

Legal note

This product is no longer publicly offered. The product-specific content published here is for information purposes only for those who are already invested and does not constitute marketing communication. Erste Group Bank AG no longer consents to the use of the prospectus for a public offering of this product by third parties. Purchases and sales are made exclusively on the secondary market. Erste Group Bank AG acts solely in the function as market maker and continues to provide bid and ask prices (but is legally not obliged).



Performance since inception. Performances under 12 month have only little informative value because of the short maturity. Information about previous performance does not guarantee future performance.
Source: Erste Group Bank AG

Turbos | Description

What are Turbos Long/Short?

Turbos offer investors the chance to benefit at a disproportionate degree (leveraged) from a positive (Turbos Long) or negative (Turbos Short) development of the market. The leverage is produced by the considerably smaller size of investment required for this product in comparison with the direct investment in the underlying instrument (e.g. shares, indices, or

based on the most recently delivered price of the underlying (see date/time stamp in tab underlying).

Price information

Today open	3.59
Today high	3.62
Today low	3.57
Close (previous day)	3.60
Spread in %	0.83 %
Spread absolute	0.03
Spread harmonised	0.30
High price (52 weeks)	3.90
Low price (52 weeks)	3.16

Performance

Performance YTD in %	+3.17%
Performance 1 month in %	-6.64%
Performance 6 months in %	-5.16%
Performance 1 year in %	-5.41%
Performance 3 years in %	+24.48%
Performance 5 years in %	+46.33%
Performance since inception in %	+262.12%

commodities). As a basic rule, the lower the purchase price of the Turbo, the higher the leverage. Just like an option, the Turbo, too, has a strike price. This price is set by the issuer and is integral to the establishment of the leverage. The leverage is calculated by dividing the strike price by the price of the Turbo while bearing in mind the exchange ratio. In contrast to options, the leverage is largely independent of the intensity of fluctuation (i.e. volatility) of the underlying.

The price of a Turbo depends on the performance of the underlying, with the strike price and the barrier representing the crucial parameters. The margin between the price of the underlying and the strike price determines the intrinsic value of the Turbo. It changes in accordance with the price movements of the underlying, but at a disproportionate degree due to the respective leverage. Once the price of the underlying reaches or falls below (Turbo Long), or reaches or rises above (Turbo Short) the barrier, the product becomes worthless immediately, and investors receive at best a marginal residual compensation.

Even slight fluctuations of the underlying can trigger gains for the investor on account of the leverage effect. However, the high potential return is juxtaposed by the possible total loss of the capital invested.

How do Turbos Short work?

With a Turbo Short, investors benefit disproportionately from falling prices of the underlying. Price movements in the underlying are levered in accordance with the chosen strike price. The intrinsic value is equal to the difference between the strike price and the price of the underlying. This means that the price of the Turbo Short rises when the price of the underlying falls.

The barrier of Turbo Short is above the current price of the underlying. If the price of the underlying increases to or beyond the barrier, the investor incurs a total loss of capital or investors receive at best a marginal residual compensation.

Secondary market


From the value date onwards the certificates can be traded on each stock exchange day during trading hours. However, Erste Group Bank AG cannot guarantee the existence or maintenance of an active market throughout the entire life of the certificate. The issuer will, as a rule, continuously quote prices, but is not obligated to do so. Neither is the issuer obligated to redeem the certificates. During the life of the certificate its price will be significantly determined by the general development of interest rates, the fluctuations on the capital market, and the general economic scenario.

Underlying

Date: 2024/04/26 17:35:07

Underlying Quote

27.21 EUR

Difference  +0.11% (0.03)

General attributes underlying	
Name	FRESANIUS SE
ISIN	-
Stock exchange (underlying)	GER
Currency (underlying)	EUR
Start value underlying	70.3700
Price	27.21
Time	24/04/26 - 17:35:07
Change in %	0.11%
Today high	27.42
Today low	26.93
High price (52 weeks)	31.22
Low price (52 weeks)	23.93



Information about previous performance does not guarantee future performance.
Source: FactSet

Notice on chart (only applicable for future as underlying)

The chart displays the performance of the future currently serving as underlying. The underlying changes monthly or quarterly, as shortly before the future expires there is a roll-over in the next due future. Therefore, the price history in the chart solely represents the current future underlying.