


Erste Group Participation certificate WTI LIGHT SWEET Open end

ISIN: **AT0000A11P76** WKN: **EB0C7F**

Overview

2024/08/16 17:29:26	
Bid	Ask
33.07	-
Difference	 -2.21% (-0.75)

General attributes	
Issuer	Erste Group Bank AG
Product type	Index/Participation Certificates
Stock exchange	VIE, STU
Underlying	WTI LIGHT SWEET
Current underlying	WTI LIGHT SWEET OCT24
Underlying ISIN	-
Underlying stock exchange	NMX
Underlying currency	USD
Multiplier	0.4801687
Issue date	2013/09/13
Issue price	82.66
Last rollover	2024/08/14
Expected next rollover	2024/09/17
Maturity	Open end
First trading day	2013/09/13
Last trading day	Open end
Quanto	no
Currency	EUR

Price information	
Today open	33.54
Today high	33.66
Today low	32.62
Close (previous day)	33.87
Spread in %	0.30 %
Spread absolute	0.10
Spread harmonised	0.21

Legal note

This product is no longer publicly offered. The product-specific content published here is for information purposes only for those who are already invested and does not constitute marketing communication. Erste Group Bank AG no longer consents to the use of the prospectus for a public offering of this product by third parties. Purchases and sales are made exclusively on the secondary market. Erste Group Bank AG acts solely in the function as market maker and continues to provide bid and ask prices (but is legally not obliged).



Performance since inception. Performances under 12 month have only little informative value because of the short maturity. Information about previous performance does not guarantee future performance.
Source: Erste Group Bank AG

Index/Participation Certificates | Description

Holders of a commodity certificate participate one to one in the performance of the respective underlying instrument, i.e. the commodity. It is generally difficult and expensive to buy commodities directly, and trying to store it is a challenging task.

Commodity certificates reduce the administrative effort to a minimum and offer an economical investment solution in comparison to the purchase of the commodity itself. The

High price (52 weeks)	40.64
Low price (52 weeks)	28.73

price of the commodity certificate rises and falls in proportion to the performance of the underlying. However, investors have to bear in mind the exchange rate aspect for commodity certificates whose underlying are not traded in euro and are not currency-hedged.


Performance

Performance YTD in %	+11.33%
Performance 1 month in %	-4.57%
Performance 6 months in %	+0.47%
Performance 1 year in %	-0.26%
Performance 3 years in %	+47.92%
Performance 5 years in %	+17.30%
Performance since inception in %	-59.93%

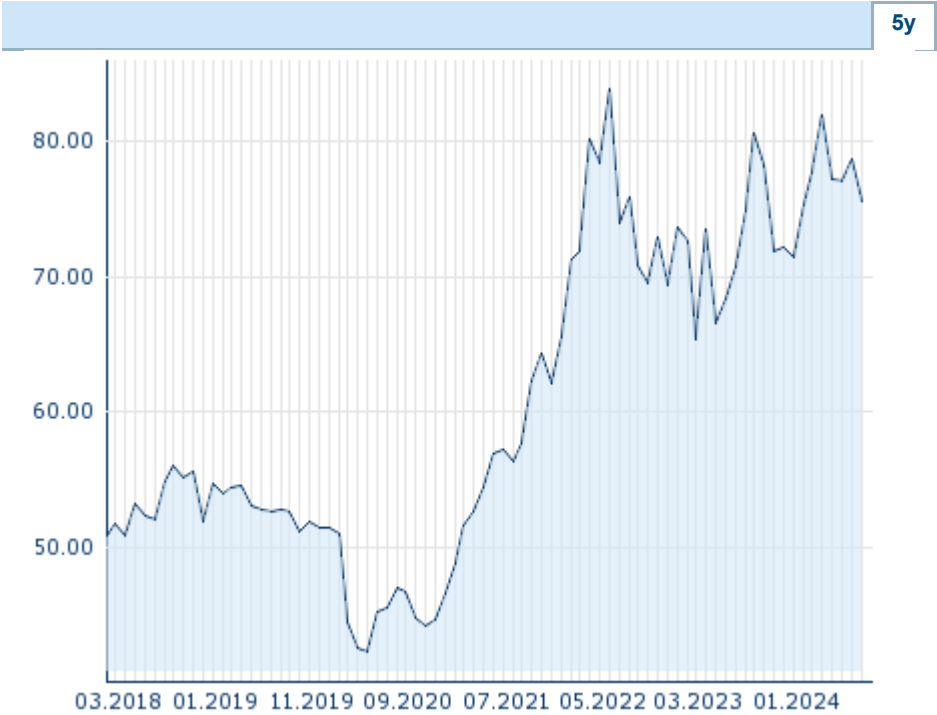
Secondary market

From the value date onwards the certificates can be traded on each stock exchange day between 9:00 and 20:00. However, Erste Group Bank AG cannot guarantee the existence or maintenance of an active market throughout the entire life of the certificate. The issuer will, as a rule, continuously quote prices, but is not obligated to do so. Neither is the issuer obligated to redeem the certificates. During the life of the certificate its price will be significantly determined by the general development of interest rates, the fluctuations on the capital market, and the general economic scenario.

Underlying

Date: - -
Underlying Quote
-
Difference  - (-)

General attributes underlying	
Name	WTI LIGHT SWEET
ISIN	-
Stock exchange (underlying)	-
Currency (underlying)	-
Start value underlying	109.4400
Current underlying	WTI LIGHT SWEET OCT24
Last rollover	2024/08/14
Expected next rollover	2024/09/17
Price	-
Time	-
Change in %	-
Today high	-
Today low	-
High price (52 weeks)	-
Low price (52 weeks)	-



Information about previous performance does not guarantee future performance.
Source: FactSet

Notice on chart (only applicable for future as underlying)

The chart displays the performance of the future currently serving as underlying. The underlying changes monthly or quarterly, as shortly before the future expires there is a roll-over in the next due future. Therefore, the price history in the chart solely represents the current future underlying. Please note the additional information for ISINs AT0000A0CNC5 and AT0000A0CND3 in the product news.